

# GOTHAM ETFs

(GSPY)	<b>Gotham Enhanced 500 ETF</b>
(GVLU)	<b>Gotham 1000 Value ETF</b>
(SHRT)	<b>Gotham Short Strategies ETF</b>

*Listed on NYSE Arca, Inc.*

## **PROSPECTUS**

January 28, 2024

**The U.S. Securities and Exchange Commission (the “SEC”) has not approved or disapproved of these securities or passed upon the accuracy or adequacy of this Prospectus. Any representation to the contrary is a criminal offense.**

## TABLE OF CONTENTS

Gotham Enhanced 500 ETF - Fund Summary .....	1
Gotham 1000 Value ETF – Fund Summary .....	6
Gotham Short Strategies ETF – Fund Summary .....	11
Additional Information About the Funds .....	17
Portfolio Holdings Information.....	23
Management .....	24
How to Buy and Sell Shares .....	26
Dividends, Distributions, and Taxes .....	27
Distribution.....	29
Premium/Discount Information.....	29
Additional Notices.....	30
Financial Highlights .....	30

## Gotham Enhanced 500 ETF – FUND SUMMARY

### Investment Objective

The Gotham Enhanced 500 ETF (the “Fund”) seeks long-term capital appreciation.

### Fees and Expenses of the Fund

This table describes the fees and expenses that you may pay if you buy, hold, and sell shares of the Fund (“Shares”). You may pay other fees, such as brokerage commissions and other fees to financial intermediaries, which are not reflected in the table and Example below.

<b>Annual Fund Operating Expenses<sup>1</sup></b> (expenses that you pay each year as a percentage of the value of your investment)	
Management Fees .....	0.65%
Distribution and/or Service (12b-1) Fees .....	0.00%
Other Expenses .....	0.00%
<b>Total Annual Fund Operating Expenses</b> .....	<b>0.65%</b>
Less: Fee Waiver .....	(0.15)%
<b>Total Annual Fund Operating Expenses After Fee Waiver<sup>2</sup></b> .....	<b>0.50%</b>

<sup>1</sup> The Fund’s investment adviser, Tidal Investments LLC (“Tidal” or the “Adviser”), a Tidal Financial Group company, will pay, or require a sub-adviser to pay, all expenses incurred by the Fund (except for advisory fees and sub-advisory fees, as the case may be) excluding interest charges on any borrowings, dividends and other expenses on securities sold short, taxes, brokerage commissions and other expenses incurred in placing orders for the purchase and sale of securities and other investment instruments, acquired fund fees and expenses, accrued deferred tax liability, distribution fees and expenses paid by the Fund under any distribution plan adopted pursuant to Rule 12b-1 under the Investment Company Act of 1940, as amended, (the “1940 Act”), and litigation expenses and other non-routine or extraordinary expenses (“Excluded Expenses”).

<sup>2</sup> The Adviser has agreed to reduce its unitary management fee (which includes all expenses incurred by the Fund except for Excluded Expenses) to 0.50% of the Fund’s average daily net assets through at least January 31, 2025. To the extent the Fund incurs Excluded Expenses, Total Annual Fund Operating Expenses After Fee Waiver will be greater than 0.50%. This agreement may be terminated only by, or with the consent of, the Board of Trustees (the “Board”) of Tidal ETF Trust (the “Trust”), on behalf of the Fund, upon sixty (60) days’ written notice to the Adviser. This Agreement may not be terminated by the Adviser without the consent of the Board.

### Expense Example

This Example is intended to help you compare the cost of investing in the Fund with the cost of investing in other funds. The Example assumes that you invest \$10,000 in the Fund for the time periods indicated and then redeem all of your Shares at the end of those periods. The Example also assumes that your investment has a 5% return each year and that the Fund’s operating expenses remain the same. The Example does not take into account brokerage commissions that you may pay on your purchases and sales of Shares. The management fee waiver discussed above is reflected only through January 31, 2025. Although your actual costs may be higher or lower, based on these assumptions your costs would be:

<b>1 Year</b>	<b>3 Years</b>	<b>5 Years</b>	<b>10 Years</b>
\$51	\$193	\$347	\$796

### Portfolio Turnover

The Fund pays transaction costs, such as commissions, when it buys and sells securities (or “turns over” its portfolio). A higher portfolio turnover rate may indicate higher transaction costs and may result in higher taxes when Shares are held in a taxable account. These costs, which are not reflected in total annual fund operating expenses or in the expense example above, affect the Fund’s performance. During the most recent fiscal year ended September 30, 2023, the Fund’s portfolio turnover rate was 134% of the average value of its portfolio.

### Principal Investment Strategies

The Fund is an actively-managed exchange-traded fund (“ETF”) that seeks to achieve its investment objective by generally investing in securities of issuers included in the S&P 500<sup>®</sup> Index (the “Index”). The Fund is not a passive index fund, but instead utilizes an

“enhanced” strategy implemented by Gotham Asset Management, LLC, the Fund’s investment sub-adviser (“Gotham” or the “Sub-Adviser”), to invest in the securities in the Index and weight those securities based on the Sub-Adviser’s assessment of value and each security’s weight in the Index.

The Sub-Adviser seeks to capitalize on pricing inefficiencies in the market by employing a systematic, bottom-up, valuation approach based on the Sub-Adviser’s proprietary analytical framework to identify companies included in the Index that appear to be undervalued or overvalued on both an absolute and relative basis. This approach consists of:

- Researching and analyzing each company in the Index according to a methodology that emphasizes fundamentals such as recurring earnings, cash flows, capital efficiency, capital structure, and valuation;
- Identifying and excluding companies that do not conform to the Sub-Adviser’s valuation methodology or companies judged by the Sub-Adviser to have questionable financial reporting;
- Updating the Sub-Adviser’s analysis based on company earning releases, annual (Form 10-K), and quarterly (Form 10-Q) reports and other corporate filings; and
- Recording the Sub-Adviser’s analysis in a centralized database enabling the Sub-Adviser to compare companies and identify securities to purchase based on the Sub-Adviser’s assessment of value.

The Fund is generally rebalanced daily in order to manage risk and reposition the portfolio to reflect earnings releases, stock price movements, and other new information related to particular companies.

### **Principal Investment Risks**

The principal risks of investing in the Fund are summarized below. As with any investment, there is a risk that you could lose all or a portion of your investment in the Fund. Some or all of these risks may adversely affect the Fund’s net asset value per share (“NAV”), trading price, yield, total return, and/or ability to meet its objective. For more information about the risks of investing in the Fund, see the section in the Fund’s Prospectus titled “Additional Information About the Fund - Principal Risks of Investing in the Fund.”

**Equity Market Risk.** The equity securities held in the Fund’s portfolio may experience sudden, unpredictable drops in value or long periods of decline in value. This may occur because of factors that affect securities markets generally or factors affecting specific issuers, industries, or sectors in which the Fund invests. Common stocks, in which the Fund primarily invests, are generally exposed to greater risk than other types of securities, such as preferred stock and debt obligations, because common stockholders generally have inferior rights to receive payment from issuers. Securities in the Fund’s portfolio may underperform in comparison to securities in the general financial markets, a particular financial market, or other asset classes, due to a number of factors. Factors that could impact the market value of an equity security include a company’s business performance, investor perceptions, stock market trends and general economic conditions.

**General Market Risk.** Securities markets and individual securities may increase or decrease in value. Security prices may fluctuate widely over short or extended periods in response to market or economic news and conditions, and securities markets also tend to move in cycles. If there is a general decline in the securities markets, it is possible your investment may lose value regardless of the individual results of the companies in which the Fund invests. The magnitude of up and down price or market fluctuations over time is sometimes referred to as “volatility”, and it can be significant. In addition, different asset classes and geographic markets may experience periods of significant correlation with each other. As a result of this correlation, the securities and markets in which the Fund invests may experience volatility due to market, economic, political or social events and conditions that may not readily appear to directly relate to such securities, the securities’ issuer or the markets in which they trade.

**Value Style Risk.** The Sub-Adviser buys securities, on behalf of the Fund, that it believes are undervalued. Investing in “value” stocks presents the risk that the stocks may never reach what the Sub-Adviser believes are their full market values, either because the market fails to recognize what the Sub-Adviser considers to be the companies’ true business values or because the Sub-Adviser misjudges those values. In addition, value stocks may fall out of favor with investors and underperform other stocks (such as growth stocks) during given periods. The Fund’s performance may be negatively affected if the Sub-Adviser determines (or otherwise needs) to sell a value stock before the market recognizes the stock’s full value.

**Database Errors Risk.** The investment strategy used by the Sub-Adviser relies on proprietary databases and third-party data sources. Data entries made by the Sub-Adviser’s team of financial analysts or third parties may contain errors, as may the database system used to store such data. Any errors in the underlying data sources, data entry or database may result in the Fund acquiring or selling investments based on incorrect information.

**Systems Risk.** The Fund depends on the Sub-Adviser to develop and implement appropriate systems to provide sub-advisory services. The Sub-Adviser relies extensively on computer programs and systems to implement and monitor the Fund’s investment strategy. As a result, there is a risk of human or technological errors affecting the portfolio construction process and order origination, including errors in programming (e.g., “bugs” and classic coding errors), modeling, design, translational errors and compatibility issues with data sets

and among systems. There can be no guarantee that such defects or issues will be identified in time to avoid a material adverse effect on the Fund.

**High Portfolio Turnover Risk.** The Fund may actively and frequently trade all or a significant portion of the securities in its portfolio. A high portfolio turnover rate increases transaction costs, which may increase the Fund's expenses. Frequent trading may also cause adverse tax consequences for investors in the Fund due to an increase in short-term capital gains.

**Large-Capitalization Investing Risk.** The securities of large-capitalization companies may be relatively mature compared to smaller companies and therefore subject to slower growth during times of economic expansion. Large-capitalization companies may also be unable to respond quickly to new competitive challenges, such as changes in technology and consumer tastes.

**Management Risk.** The Fund is actively-managed and may not meet its investment objective based on the Sub-Adviser's success or failure to implement investment strategies for the Fund. In addition as an actively-managed fund, the Fund's investment exposure to individual securities will not match those of the Index and the Fund's performance may not correlate with the performance of the Index.

**Recent Market Events Risk.** U.S. and international markets have experienced and may continue to experience significant periods of volatility in recent years and months due to a number of economic, political and global macro factors including uncertainty regarding inflation and central banks' interest rate increases, the possibility of a national or global recession, trade tensions, political events, the war between Russia and Ukraine, significant conflict between Israel and Hamas in the Middle East, and the impact of the coronavirus (COVID-19) global pandemic. The impact of COVID-19 may last for an extended period of time. As a result of continuing political tensions and armed conflicts, including the war between Ukraine and Russia, the U.S. and the European Union imposed sanctions on certain Russian individuals and companies, including certain financial institutions, and have limited certain exports and imports to and from Russia. The war has contributed to recent market volatility and may continue to do so.

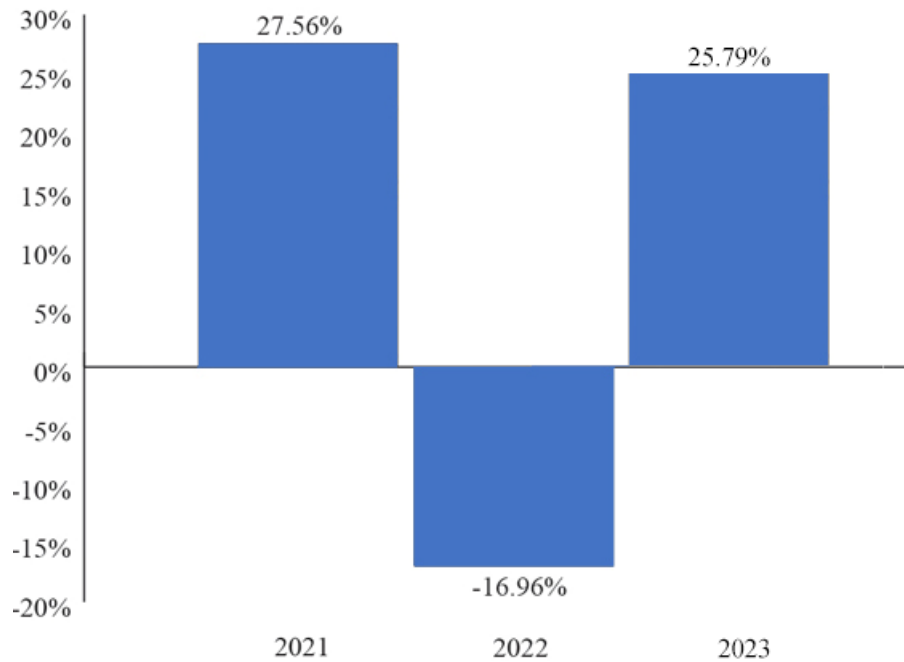
#### **ETF Risks.**

- *Authorized Participants, Market Makers, and Liquidity Providers Concentration Risk.* The Fund has a limited number of financial institutions that are authorized to purchase and redeem Shares directly from the Fund (known as "Authorized Participants" or "APs"). In addition, there may be a limited number of market makers and/or liquidity providers in the marketplace. To the extent either of the following events occur, Shares may trade at a material discount to NAV and possibly face delisting: (i) APs exit the business or otherwise become unable to process creation and/or redemption orders and no other APs step forward to perform these services; or (ii) market makers and/or liquidity providers exit the business or significantly reduce their business activities and no other entities step forward to perform their functions.
- *Costs of Buying or Selling Shares.* Due to the costs of buying or selling Shares, including brokerage commissions imposed by brokers and bid-ask spreads, frequent trading of Shares may significantly reduce investment results and an investment in Shares may not be advisable for investors who anticipate regularly making small investments.
- *Shares May Trade at Prices Other Than NAV.* As with all ETFs, Shares may be bought and sold in the secondary market at market prices. Although it is expected that the market price of Shares will approximate the Fund's NAV, there may be times when the market price of Shares is more than the NAV intra-day (premium) or less than the NAV intra-day (discount) due to supply and demand of Shares or during periods of market volatility. This risk is heightened in times of market volatility, periods of steep market declines, and periods when there is limited trading activity for Shares in the secondary market, in which case such premiums or discounts may be significant.
- *Trading.* Although Shares are listed on a national securities exchange, such as the NYSE Arca, Inc. (the "Exchange"), and may be traded on U.S. exchanges other than the Exchange, there can be no assurance that Shares will trade with any volume, or at all, on any stock exchange. In stressed market conditions, the liquidity of Shares may begin to mirror the liquidity of the Fund's underlying portfolio holdings, which can be significantly less liquid than Shares. Also, in stressed market conditions, the market for Shares may become less liquid in response to deteriorating liquidity in the markets for the Fund's underlying portfolio holdings. These adverse effects on liquidity for Shares, in turn, could lead to wider bid/ask spreads and differences between the market price of Shares and the underlying value of those Shares.

#### **Performance**

The following performance information provides some indication of the risks of investing in the Fund by showing changes in the Fund's performance over time. The bar chart shows the annual returns for the Fund year over year. The table illustrates how the Fund's average annual returns for the 1-year and since inception periods compare with those of a broad measure of market performance. The Fund's past performance, before and after taxes, does not necessarily indicate how it will perform in the future. Updated performance information is available on the Fund's website at [www.GothamETFs.com/GSPY](http://www.GothamETFs.com/GSPY).

**Calendar Year Ended December 31,**



During the period of time shown in the bar chart, the Fund's highest quarterly return was 11.00% for the quarter ended December 31, 2023 and the lowest quarterly return was -15.42% for the quarter ended June 30, 2022.

**Average Annual Total Returns  
For the Periods Ended December 31, 2023**

	<b>1 Year</b>	<b>Since Inception December 28, 2020</b>
Return Before Taxes .....	25.79%	10.10%
Return After Taxes on Distributions .....	25.47%	9.88%
Return After Taxes on Distributions and Sale of Fund Shares .....	15.49%	7.85%
S&P 500® Index (reflects no deduction for fees, expenses, or taxes) <sup>(1)</sup> .....	26.29%	10.18%

<sup>(1)</sup> The S&P 500® Total Return Index is a widely recognized unmanaged index of 500 common stocks, which are generally representative of the U.S. stock market as a whole. The returns provided for the S&P 500® Total Return Index include the reinvestment of dividends.

After-tax returns are calculated using the historical highest individual federal marginal income tax rates during the period covered by the table above and do not reflect the impact of state and local taxes. Actual after-tax returns depend on an investor's tax situation and may differ from those shown. After-tax returns shown are not relevant to investors who hold their Shares through tax-deferred or other tax-advantaged arrangements such as an individual retirement account ("IRA").

**Management**

*Investment Adviser*

Tidal Investments LLC, a Tidal Financial Group company, serves as investment adviser to the Fund.

*Investment Sub-Adviser*

Gotham Asset Management, LLC serves as investment sub-adviser to the Fund.

*Portfolio Managers*

Joel Greenblatt, Managing Principal and Co-Chief Investment Officer for the Sub-Adviser, is responsible for the day-to-day management of the Fund and has been a portfolio manager of the Fund since its inception in 2020.

Robert Goldstein, Managing Principal and Co-Chief Investment Officer for the Sub-Adviser, is responsible for the day-to-day management of the Fund and has been a portfolio manager of the Fund since its inception in 2020.

Michael Venuto, Chief Investment Officer for the Adviser, oversees trading and execution for the Fund and has been a portfolio manager of the Fund since its inception in 2020.

Charles A. Ragauss, CFA, Portfolio Manager for the Adviser, oversees trading and execution for the Fund and has been a portfolio manager of the Fund since its inception in 2020.

### **Purchase and Sale of Shares**

The Fund issues and redeems Shares at NAV only in large blocks known as “Creation Units,” which only APs (typically, broker-dealers) may purchase or redeem. The Fund generally issues and redeems Creation Units in exchange for a portfolio of securities (the “Deposit Securities”) and/or a designated amount of U.S. cash.

Shares are listed on a national securities exchange, such as the Exchange, and individual Shares may only be bought and sold in the secondary market through brokers at market prices, rather than NAV. Because Shares trade at market prices rather than NAV, Shares may trade at a price greater than NAV (premium) or less than NAV (discount).

An investor may incur costs attributable to the difference between the highest price a buyer is willing to pay to purchase Shares (the “bid” price) and the lowest price a seller is willing to accept for Shares (the “ask” price) when buying or selling Shares in the secondary market. This difference in bid and ask prices is often referred to as the “bid-ask spread.”

Recent information regarding the Fund’s NAV, market price, how often Shares traded on the Exchange at a premium or discount, and bid-ask spreads can be found on the Fund’s website at [www.GothamETFs.com/GSPY](http://www.GothamETFs.com/GSPY).

### **Tax Information**

Fund distributions are generally taxable to shareholders as ordinary income, qualified dividend income, or capital gains (or a combination), unless your investment is in an IRA or other tax-advantaged account. Distributions on investments made through tax-deferred arrangements may be taxed later upon withdrawal of assets from those accounts.

### **Financial Intermediary Compensation**

If you purchase Shares through a broker-dealer or other financial intermediary (such as a bank) (an “Intermediary”), the Adviser, the Sub-Adviser, or their affiliates may pay Intermediaries for certain activities related to the Fund, including participation in activities that are designed to make Intermediaries more knowledgeable about exchange-traded products, including the Fund, or for other activities, such as marketing, educational training, or other initiatives related to the sale or promotion of Shares. These payments may create a conflict of interest by influencing the Intermediary and your salesperson to recommend the Fund over another investment. Any such arrangements do not result in increased Fund expenses. Ask your salesperson or visit the Intermediary’s website for more information.

## Gotham 1000 Value ETF – FUND SUMMARY

### Investment Objective

The Gotham 1000 Value ETF (the “Fund”) seeks long-term capital appreciation.

### Fees and Expenses of the Fund

This table describes the fees and expenses that you may pay if you buy, hold, and sell shares of the Fund (“Shares”). You may pay other fees, such as brokerage commissions and other fees to financial intermediaries, which are not reflected in the table and Example below.

**Annual Fund Operating Expenses<sup>(1)</sup>** (expenses that you pay each year as a percentage of the value of your investment)

Management Fees .....	0.65%
Distribution and/or Service (12b-1) Fees .....	0.00%
Other Expenses .....	0.00%
Acquired Fund Fees and Expenses <sup>(2)</sup> .....	0.01%
<b>Total Annual Fund Operating Expenses</b> .....	<b>0.66%</b>
Less: Fee Waiver .....	(0.15)%
<b>Total Annual Fund Operating Expenses After Fee Waiver<sup>(2)(3)</sup></b> .....	<b>0.51%</b>

<sup>(1)</sup> The Fund’s investment adviser, Tidal Investments LLC (“Tidal” or the “Adviser”), a Tidal Financial Group company, will pay, or require a sub-adviser to pay, all expenses incurred by the Fund (except for advisory fees and sub-advisory fees, as the case may be) excluding interest charges on any borrowings, dividends and other expenses on securities sold short, taxes, brokerage commissions and other expenses incurred in placing orders for the purchase and sale of securities and other investment instruments, acquired fund fees and expenses (“AFFE”), accrued deferred tax liability, distribution fees and expenses paid by the Fund under any distribution plan adopted pursuant to Rule 12b-1 under the Investment Company Act of 1940, as amended (the “1940 Act”), and litigation expenses, and other non-routine or extraordinary expenses (“Excluded Expenses”).

<sup>(2)</sup> AFFE are the indirect costs of investing in other investment companies. Total Annual Fund Operating Expenses After Fee Waiver do not correlate to the ratio of expenses to average net assets after management fees waived in the Fund’s Financial Highlights because the Financial Highlights include only the direct operating expenses incurred by the Fund and exclude AFFE.

<sup>(3)</sup> The Adviser has agreed to reduce its unitary management fee (which includes all expenses incurred by the Fund except for Excluded Expenses) to 0.50% of the Fund’s average daily net assets through at least January 31, 2025. To the extent the Fund incurs Excluded Expenses, Total Annual Fund Operating Expenses After Fee Waiver will be greater than 0.50%. This agreement may be terminated only by, or with the consent of, the Board of Trustees (the “Board”) of Tidal ETF Trust (the “Trust”), on behalf of the Fund, upon sixty (60) days’ written notice to the Adviser. This Agreement may not be terminated by the Adviser without the consent of the Board.

### Expense Example

This Example is intended to help you compare the cost of investing in the Fund with the cost of investing in other funds. The Example assumes that you invest \$10,000 in the Fund for the time periods indicated and then redeem all of your Shares at the end of those periods. The Example also assumes that your investment has a 5% return each year and that the Fund’s operating expenses remain the same. The Example does not take into account brokerage commissions that you may pay on your purchases and sales of Shares. The management fee waiver discussed above is reflected only through January 31, 2025. Although your actual costs may be higher or lower, based on these assumptions your costs would be:

<b>1 Year</b>	<b>3 Years</b>	<b>5 Years</b>	<b>10 Years</b>
\$52	\$196	\$353	\$808

### Portfolio Turnover

The Fund pays transaction costs, such as commissions, when it buys and sells securities (or “turns over” its portfolio). A higher portfolio turnover rate may indicate higher transaction costs and may result in higher taxes when Shares are held in a taxable account. These costs, which are not reflected in total annual fund operating expenses or in the expense example above, affect the Fund’s performance. During the most recent fiscal year ended September 30, 2023, the Fund’s portfolio turnover rate was 155% of the average value of its portfolio.



## Principal Investment Strategies

The Fund is an actively-managed exchange-traded fund (“ETF”) that seeks to achieve its investment objective by generally investing in equity securities of 400-600 mid- to large-capitalization companies chosen from a universe of the largest 1,400 companies listed on U.S. stock exchanges measured by market capitalization. The Fund utilizes a strategy implemented by Gotham Asset Management, LLC, the Fund’s investment sub-adviser (“Gotham” or the “Sub-Adviser”), where the portfolio is weighted towards those companies priced at the largest discount to the Sub-Adviser’s assessment of value, subject to pre-specified risk and diversification constraints.

The Sub-Adviser seeks to capitalize on pricing inefficiencies in the market by employing a systematic, bottom-up, valuation approach based on the Sub-Adviser’s proprietary analytical framework to identify companies that appear to be undervalued or overvalued on both an absolute (compared to historical valuations) and relative (compared to other publicly-traded companies in the investment universe) basis. This approach consists of:

- Researching and analyzing each company in the Sub-Adviser’s coverage universe (the largest 1,400 companies listed on U.S. stock exchanges measured by market capitalization) according to a methodology that emphasizes fundamentals such as recurring earnings, cash flows, capital efficiency, capital structure, and valuation;
- Identifying and excluding companies that do not conform to the Sub-Adviser’s valuation methodology or companies judged by the Sub-Adviser to have questionable financial reporting (which may include concerns about potential financial misconduct);
- Updating the Sub-Adviser’s analysis based on company earning releases, annual (Form 10-K), and quarterly (Form 10-Q) reports and other corporate filings; and
- Recording the Sub-Adviser’s analysis in a centralized database enabling the Sub-Adviser to compare companies and identify equity securities of companies to purchase based on the Sub-Adviser’s assessment of value.

The Fund is generally rebalanced daily in order to manage risk and reposition the portfolio to reflect earnings releases, stock price movements, and other new information related to particular companies.

## Principal Investment Risks

The principal risks of investing in the Fund are summarized below. As with any investment, there is a risk that you could lose all or a portion of your investment in the Fund. Some or all of these risks may adversely affect the Fund’s net asset value per share (“NAV”), trading price, yield, total return, and/or ability to meet its objective. For more information about the risks of investing in the Fund, see the section in the Fund’s Prospectus titled “Additional Information About the Fund - Principal Risks of Investing in the Fund.”

**Equity Market Risk.** The equity securities held in the Fund’s portfolio may experience sudden, unpredictable drops in value or long periods of decline in value. This may occur because of factors that affect securities markets generally or factors affecting specific issuers, industries, or sectors in which the Fund invests. Common stocks, in which the Fund primarily invests, are generally exposed to greater risk than other types of securities, such as preferred stock and debt obligations, because common stockholders generally have inferior rights to receive payment from issuers. Securities in the Fund’s portfolio may underperform in comparison to securities in the general financial markets, a particular financial market, or other asset classes, due to a number of factors. Factors that could impact the market value of an equity security include a company’s business performance, investor perceptions, stock market trends and general economic conditions.

**General Market Risk.** Securities markets and individual securities may increase or decrease in value. Security prices may fluctuate widely over short or extended periods in response to market or economic news and conditions, and securities markets also tend to move in cycles. If there is a general decline in the securities markets, it is possible your investment may lose value regardless of the individual results of the companies in which the Fund invests. The magnitude of up and down price or market fluctuations over time is sometimes referred to as “volatility”, and it can be significant. In addition, different asset classes and geographic markets may experience periods of significant correlation with each other. As a result of this correlation, the securities and markets in which the Fund invests may experience volatility due to market, economic, political or social events and conditions that may not readily appear to directly relate to such securities, the securities’ issuer or the markets in which they trade.

**Value Style Risk.** The Sub-Adviser buys securities, on behalf of the Fund, that it believes are undervalued. Investing in “value” stocks presents the risk that the stocks may never reach what the Sub-Adviser believes are their full market values, either because the market fails to recognize what the Sub-Adviser considers to be the companies’ true business values or because the Sub-Adviser misjudges those values. In addition, value stocks may fall out of favor with investors and underperform other stocks (such as growth stocks) during given periods. The Fund’s performance may be negatively affected if the Sub-Adviser determines (or otherwise needs) to sell a value stock before the market recognizes the stock’s full value.

**Database Error Risk.** The investment strategy used by the Sub-Adviser relies on proprietary databases and third-party data sources. Data entries made by the Sub-Adviser's team of financial analysts or third parties may contain errors, as may the database system used to store such data. Any errors in the underlying data sources, data entry or database may result in the Fund acquiring or selling investments based on incorrect information.

**Systems Risk.** The Fund depends on the Sub-Adviser to develop and implement appropriate systems to provide sub-advisory services. The Sub-Adviser relies extensively on computer programs and systems to implement and monitor the Fund's investment strategy. As a result, there is a risk of human or technological errors affecting the portfolio construction process and order origination, including errors in programming (e.g., "bugs" and classic coding errors), modeling, design, translational errors and compatibility issues with data sets and among systems. There can be no guarantee that such defects or issues will be identified in time to avoid a material adverse effect on the Fund.

**High Portfolio Turnover Risk.** The Fund may actively and frequently trade all or a significant portion of the securities in its portfolio. A high portfolio turnover rate increases transaction costs, which may increase the Fund's expenses. Frequent trading may also cause adverse tax consequences for investors in the Fund due to an increase in short-term capital gains.

**Large-Capitalization Investing Risk.** The securities of large-capitalization companies may be relatively mature compared to smaller companies and therefore subject to slower growth during times of economic expansion. Large-capitalization companies may also be unable to respond quickly to new competitive challenges, such as changes in technology and consumer tastes.

**Mid-Capitalization Investing Risk.** The securities of mid-capitalization companies may be more vulnerable to adverse issuer, market, political, or economic developments than securities of large-capitalization companies. The securities of mid-capitalization companies generally trade in lower volumes and are subject to greater and more unpredictable price changes than large-capitalization stocks or the stock market as a whole.

**Management Risk.** The Fund is actively-managed and may not meet its investment objective based on the Sub-Adviser's success or failure to implement investment strategies for the Fund.

**Newer Fund Risk.** The Fund is newer with a limited operating history. As a result, prospective investors have a limited track record or history on which to base their investment decisions.

**Recent Market Events Risk.** U.S. and international markets have experienced and may continue to experience significant periods of volatility in recent years and months due to a number of economic, political and global macro factors including uncertainty regarding inflation and central banks' interest rate increases, the possibility of a national or global recession, trade tensions, political events, the war between Russia and Ukraine, significant conflict between Israel and Hamas in the Middle East, and the impact of the coronavirus (COVID-19) global pandemic. The impact of COVID-19 may last for an extended period of time. As a result of continuing political tensions and armed conflicts, including the war between Ukraine and Russia, the U.S. and the European Union imposed sanctions on certain Russian individuals and companies, including certain financial institutions, and have limited certain exports and imports to and from Russia. The war has contributed to recent market volatility and may continue to do so.

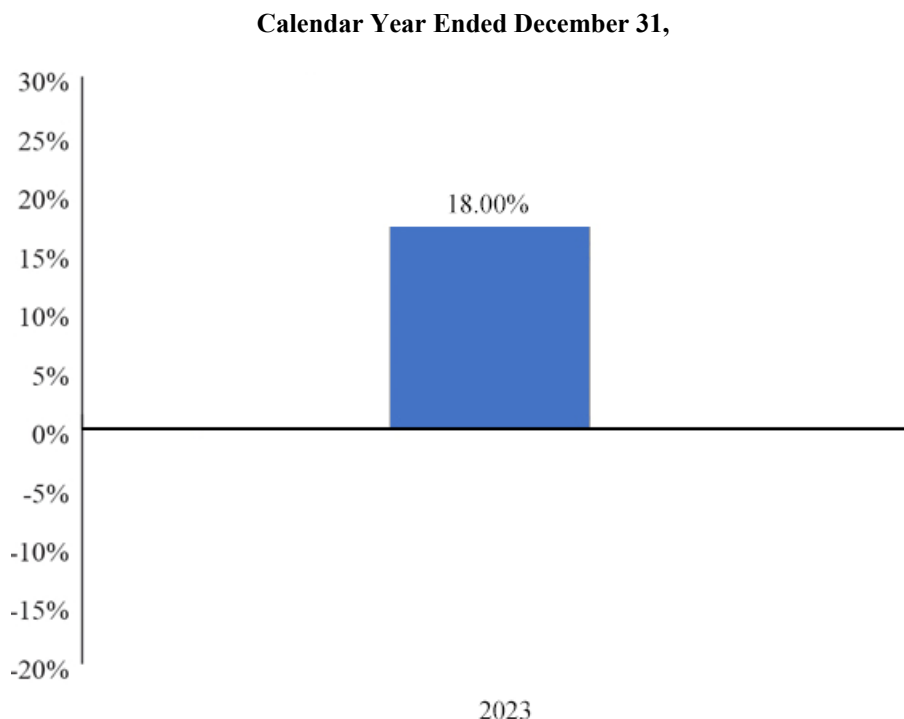
#### **ETF Risks.**

- *Authorized Participants, Market Makers, and Liquidity Providers Concentration Risk.* The Fund has a limited number of financial institutions that are authorized to purchase and redeem Shares directly from the Fund (known as "Authorized Participants" or "APs"). In addition, there may be a limited number of market makers and/or liquidity providers in the marketplace. To the extent either of the following events occur, Shares may trade at a material discount to NAV and possibly face delisting: (i) APs exit the business or otherwise become unable to process creation and/or redemption orders and no other APs step forward to perform these services; or (ii) market makers and/or liquidity providers exit the business or significantly reduce their business activities and no other entities step forward to perform their functions.
- *Costs of Buying or Selling Shares.* Due to the costs of buying or selling Shares, including brokerage commissions imposed by brokers and bid-ask spreads, frequent trading of Shares may significantly reduce investment results and an investment in Shares may not be advisable for investors who anticipate regularly making small investments.
- *Shares May Trade at Prices Other Than NAV.* As with all ETFs, Shares may be bought and sold in the secondary market at market prices. Although it is expected that the market price of Shares will approximate the Fund's NAV, there may be times when the market price of Shares is more than the NAV intra-day (premium) or less than the NAV intra-day (discount) due to supply and demand of Shares or during periods of market volatility. This risk is heightened in times of market volatility, periods of steep market declines, and periods when there is limited trading activity for Shares in the secondary market, in which case such premiums or discounts may be significant.

- *Trading.* Although Shares are listed on a national securities exchange, such as the NYSE Arca, Inc. (the “Exchange”), and may be traded on U.S. exchanges other than the Exchange, there can be no assurance that Shares will trade with any volume, or at all, on any stock exchange. In stressed market conditions, the liquidity of Shares may begin to mirror the liquidity of the Fund’s underlying portfolio holdings, which can be significantly less liquid than Shares. Also, in stressed market conditions, the market for Shares may become less liquid in response to deteriorating liquidity in the markets for the Fund’s underlying portfolio holdings. These adverse effects on liquidity for Shares, in turn, could lead to wider bid/ask spreads and differences between the market price of Shares and the underlying value of those Shares.

## Performance

The following performance information provides some indication of the risks of investing in the Fund by showing changes in the Fund’s performance. The bar chart shows the annual returns for the Fund. The table illustrates how the Fund’s average annual returns for the 1-year and since inception periods compare with those of two broad measures of market performance. The Fund’s past performance, before and after taxes, does not necessarily indicate how it will perform in the future. Updated performance information is available on the Fund’s website at [www.GothamETFs.com/gvlu](http://www.GothamETFs.com/gvlu).



During the period of time shown in the bar chart, the Fund’s highest quarterly return was 10.54% for the quarter ended December 31, 2023 and the lowest quarterly return was 0.83% for the quarter ended March 31, 2023.

### Average Annual Total Returns

#### For the Periods Ended December 31, 2023

	1 Year	Since Inception June 7, 2022
Return Before Taxes .....	18.00%	7.45%
Return After Taxes on Distributions .....	17.55%	7.01%
Return After Taxes on Distributions and Sale of Fund Shares .....	10.97%	5.66%
Russell 1000 Total Return.....		
(reflects no deduction for fees, expenses, or taxes) <sup>(1)</sup> .....	26.53%	10.87%
Russell 1000 Value Total Return.....		
(reflects no deduction for fees, expenses, or taxes) <sup>(2)</sup> .....	11.46%	4.47%

<sup>(1)</sup> The Russell 1000 Index tracks the performance of the largest 1,000 US public companies.

<sup>(2)</sup> The Russell 1000 Value Index measures the performance of large- and mid-capitalization U.S. stocks that exhibit value characteristics as determined by FTSE Russell. Returns for the Russell 1000 Value Index include the reinvestment of dividends.

After-tax returns are calculated using the historical highest individual federal marginal income tax rates during the period covered by the table above and do not reflect the impact of state and local taxes. Actual after-tax returns depend on an investor's tax situation and may differ from those shown. After-tax returns shown are not relevant to investors who hold their Shares through tax-deferred or other tax-advantaged arrangements such as an individual retirement account ("IRA").

## **Management**

### *Investment Adviser*

Tidal Investments LLC, a Tidal Financial Group company, serves as investment adviser to the Fund.

### *Investment Sub-Adviser*

Gotham Asset Management, LLC serves as investment sub-adviser to the Fund.

### *Portfolio Managers*

Joel Greenblatt, Managing Principal and Co-Chief Investment Officer for the Sub-Adviser, is responsible for the day-to-day management of the Fund and has been a portfolio manager of the Fund since its inception in 2022.

Robert Goldstein, Managing Principal and Co-Chief Investment Officer for the Sub-Adviser, is responsible for the day-to-day management of the Fund and has been a portfolio manager of the Fund since its inception in 2022.

Michael Venuto, Chief Investment Officer for the Adviser, oversees trading and execution for the Fund and has been a portfolio manager of the Fund since its inception in 2022.

Charles A. Ragauss, CFA, Portfolio Manager for the Adviser, oversees trading and execution for the Fund and has been a portfolio manager of the Fund since its inception in 2022.

## **Purchase and Sale of Shares**

The Fund issues and redeems Shares at NAV only in large blocks known as "Creation Units," which only APs (typically, broker-dealers) may purchase or redeem. The Fund generally issues and redeems Creation Units in exchange for a portfolio of securities (the "Deposit Securities") and/or a designated amount of U.S. cash.

Shares are listed on a national securities exchange, such as the Exchange, and individual Shares may only be bought and sold in the secondary market through brokers at market prices, rather than NAV. Because Shares trade at market prices rather than NAV, Shares may trade at a price greater than NAV (premium) or less than NAV (discount).

An investor may incur costs attributable to the difference between the highest price a buyer is willing to pay to purchase Shares (the "bid" price) and the lowest price a seller is willing to accept for Shares (the "ask" price) when buying or selling Shares in the secondary market. This difference in bid and ask prices is often referred to as the "bid-ask spread."

Recent information regarding the Fund's NAV, market price, how often Shares traded on the Exchange at a premium or discount, and bid-ask spreads can be found on the Fund's website at [www.GothamETFs.com/gvlu](http://www.GothamETFs.com/gvlu).

## **Tax Information**

Fund distributions are generally taxable to shareholders as ordinary income, qualified dividend income, or capital gains (or a combination), unless your investment is in an IRA or other tax-advantaged account. Distributions on investments made through tax-deferred arrangements may be taxed later upon withdrawal of assets from those accounts.

## **Financial Intermediary Compensation**

If you purchase Shares through a broker-dealer or other financial intermediary (such as a bank) (an "Intermediary"), the Adviser, the Sub-Adviser, or their affiliates may pay Intermediaries for certain activities related to the Fund, including participation in activities that are designed to make Intermediaries more knowledgeable about exchange-traded products, including the Fund, or for other activities, such as marketing, educational training, or other initiatives related to the sale or promotion of Shares. These payments may create a conflict of interest by influencing the Intermediary and your salesperson to recommend the Fund over another investment. Any such arrangements do not result in increased Fund expenses. Ask your salesperson or visit the Intermediary's website for more information.

## Gotham Short Strategies ETF – FUND SUMMARY

### Investment Objective

The Gotham Short Strategies ETF (the “Fund”) seeks long-term capital appreciation and to provide positive returns in down markets.

### Fees and Expenses of the Fund

This table describes the fees and expenses that you may pay if you buy, hold, and sell shares of the Fund (“Shares”). **You may pay other fees, such as brokerage commissions and other fees to financial intermediaries, which are not reflected in the table and Example below.**

---

**Annual Fund Operating Expenses<sup>1</sup>** (expenses that you pay each year as a percentage of the value of your investment)

Management Fees .....	1.35%
Distribution and/or Service (12b-1) Fees .....	0.00%
Other Expenses <sup>2</sup> .....	0.00%
<b>Total Annual Fund Operating Expenses .....</b>	<b>1.35%</b>

<sup>1</sup> The Fund’s investment adviser, Tidal Investments LLC (“Tidal” or the “Adviser”), a Tidal Financial Group company, will pay, or require a sub-adviser to pay, all expenses incurred by the Fund (except for advisory fees and sub-advisory fees, as the case may be) excluding interest charges on any borrowings, dividends and other expenses on securities sold short, taxes, brokerage commissions and other expenses incurred in placing orders for the purchase and sale of securities and other investment instruments, acquired fund fees and expenses, accrued deferred tax liability, distribution fees and expenses paid by the Fund under any distribution plan adopted pursuant to Rule 12b-1 under the Investment Company Act of 1940, as amended (the “1940 Act”), and litigation expenses, and other non-routine or extraordinary expenses (“Excluded Expenses”).

<sup>2</sup> Other Expenses are restated from the Predecessor Fund’s (as defined below) expenses based on contractual arrangements with the Fund’s current service providers.

### Expense Example

This Example is intended to help you compare the cost of investing in the Fund with the cost of investing in other funds. The Example assumes that you invest \$10,000 in the Fund for the time periods indicated and then redeem all of your Shares at the end of those periods. The Example also assumes that your investment has a 5% return each year and that the Fund’s operating expenses remain the same. The Example does not take into account brokerage commissions that you may pay on your purchases and sales of Shares. Although your actual costs may be higher or lower, based on these assumptions your costs would be:

<b>1 Year</b>	<b>3 Years</b>	<b>5 Years</b>	<b>10 Years</b>
\$137	\$428	\$739	\$1,624

### Portfolio Turnover

The Fund pays transaction costs, such as commissions, when it buys and sells securities (or “turns over” its portfolio). A higher portfolio turnover rate may indicate higher transaction costs and may result in higher taxes when Shares are held in a taxable account. These costs, which are not reflected in total annual fund operating expenses or in the expense example above, affect the Fund’s performance. During the most recent fiscal year, the Predecessor Fund’s (defined below) portfolio turnover rate was 670% of the average value of its portfolio.

### Principal Investment Strategies

The Fund is an actively-managed exchange-traded fund (“ETF”) that seeks to achieve its investment objective by investing under normal circumstances in long and short positions of equity and equity-related securities (i.e., swaps), primarily of companies traded on U.S. markets. The Fund’s sub-adviser, Gotham Asset Management, LLC (“Gotham” or the “Sub-Adviser”) seeks to maintain the Fund’s net equity exposure, which is the value of the Fund’s long positions minus its short positions, at approximately 50% net short. The Sub-Adviser expects that the Fund’s gross equity exposure, which is the value of the Fund’s long positions plus its short positions, will generally be at or below 250%. The Fund may invest in companies of any size and the Fund generally holds several hundred positions.

The Fund generally takes long positions in securities that the Sub-Adviser believes to be undervalued and short positions in securities that the Sub-Adviser believes to be overvalued, based on the Sub-Adviser's analysis of the issuer's financial reports and market valuation.

The Sub-Adviser seeks to capitalize on pricing inefficiencies in the market by employing a systematic, bottom-up, valuation approach based on the Sub-Adviser's proprietary analytical framework to identify companies that appear to be undervalued or overvalued on both an absolute and relative basis. This approach consists of:

- Researching and analyzing each company in the Sub-Adviser's coverage universe according to a methodology that emphasizes fundamentals such as recurring earnings, cash flows, capital efficiency, capital structure, and valuation;
- Identifying and excluding companies that do not conform to the Sub-Adviser's valuation methodology or companies judged by the Sub-Adviser to have questionable financial reporting;
- Updating the analysis for earning releases, annual (Form 10-K) and quarterly (Form 10-Q) reports and other corporate filings; and
- Recording analysis in a centralized database enabling the Sub-Adviser to compare companies and identify longs and shorts based on the Sub-Adviser's assessment of value.

Generally the long portfolio is weighted most heavily towards those stocks that are priced at the largest discount to the Sub-Adviser's assessment of value. Similarly, the short portfolio is generally weighted most heavily towards those short positions selling at the largest premium to the Sub-Adviser's measures of value. The Fund's portfolio is also subject to the Sub-Adviser's risk controls, which include liquidity and diversification considerations. The Fund is rebalanced (generally daily) to maintain exposure levels, manage risk and reposition the portfolio to reflect changes resulting from earnings releases and other new information related to particular companies.

The Fund's short sales create leverage in the Fund which may amplify changes in the Fund's net asset value. The Fund currently obtains its short exposure, and may also gain long exposure, through the use of one or more swaps. The Fund's gross and net exposures may deviate from their target ranges due to capital flows. The Fund may also lend portfolio securities to brokers, dealers and other financial organizations meeting capital and other credit requirements or other criteria established by the Board of Trustees (the "Board") of Tidal ETF Trust (the "Trust"). Loans of portfolio securities will be collateralized by liquid securities and cash. The Fund may invest cash collateral received in securities consistent with its principal investment strategy. Because the Fund generally rebalances its long and short positions daily, the Fund will experience a high portfolio turnover rate.

### **Principal Investment Risks**

The principal risks of investing in the Fund are summarized below. Each risk summarized below is considered a "principal risk" of investing in the Fund, regardless of the order in which it appears. As with any investment, there is a risk that you could lose all or a portion of your investment in the Fund. Some or all of these risks may adversely affect the Fund's net asset value per share ("NAV"), trading price, yield, total return, and/or ability to meet its objective. For more information about the risks of investing in the Fund, see the section in the Fund's Prospectus titled "Additional Information About the Fund - Principal Risks of Investing in the Fund."

**Equity Market Risk.** The equity securities held in the Fund's portfolio may experience sudden, unpredictable drops in value or long periods of decline in value. This may occur because of factors that affect securities markets generally or factors affecting specific issuers, industries, or sectors in which the Fund invests. Common stocks, in which the Fund primarily invests, are generally exposed to greater risk than other types of securities, such as preferred stock and debt obligations, because common stockholders generally have inferior rights to receive payment from issuers. Securities in the Fund's portfolio may underperform in comparison to securities in the general financial markets, a particular financial market, or other asset classes, due to a number of factors. Factors that could impact the market value of an equity security include a company's business performance, investor perceptions, stock market trends and general economic conditions.

**General Market Risk.** Securities markets and individual securities may increase or decrease in value. Security prices may fluctuate widely over short or extended periods in response to market or economic news and conditions, and securities markets also tend to move in cycles. If there is a general decline in the securities markets, it is possible your investment may lose value regardless of the individual results of the companies in which the Fund invests. The magnitude of up and down price or market fluctuations over time is sometimes referred to as "volatility", and it can be significant. In addition, different asset classes and geographic markets may experience periods of significant correlation with each other. As a result of this correlation, the securities and markets in which the Fund invests may experience volatility due to market, economic, political or social events and conditions that may not readily appear to directly relate to such securities, the securities' issuer or the markets in which they trade.

**Value Style Risk.** The Sub-Adviser buys securities, on behalf of the Fund, that it believes are undervalued. Investing in “value” stocks presents the risk that the stocks may never reach what the Sub-Adviser believes are their full market values, either because the market fails to recognize what the Sub-Adviser considers to be the companies’ true business values or because the Sub-Adviser misjudges those values. In addition, value stocks may fall out of favor with investors and underperform other stocks (such as growth stocks) during given periods. Conversely, the Fund shorts securities the Sub-Adviser believes are overvalued. This presents the risk that a stock’s value may not decrease to what the Sub-Adviser believes is its true market value because the market fails to recognize what the Sub-Adviser considers to be the company’s value, because the Sub-Adviser misjudges that value or because the Sub-Adviser is required to purchase the security before its investment thesis could be realized.

**Short Sale Risk.** Short selling a security involves selling a borrowed security with the expectation that the value of that security will decline so that the security may be purchased at a lower price when returning the borrowed security. The risk for loss on short selling is greater than the original value of the securities sold short because the price of the borrowed security may rise, thereby increasing the price at which the security must be purchased. Any such loss is increased by the amount of premium or interest the Fund must pay to the lender of the security. Likewise, any gain will be decreased by the amount of premium or interest the Fund must pay to the lender of the security. Although the Fund’s gain is limited to the price at which it sold the security short, its potential loss is limited only by the maximum attainable price of the security, less the price at which the security was sold and may, theoretically, be unlimited. Government actions also may affect the Fund’s ability to engage in short selling. In addition, the Fund may be subject to expenses related to short sales that are not typically associated with investing in securities directly, such as costs of borrowing and margin account maintenance costs associated with the Fund’s open short positions. These types of short sales expenses (sometimes referred to as the “negative cost of carry”) negatively impact the performance of the Fund since these expenses tend to cause the Fund to lose money on a short sale even in instances where the price of the underlying security sold short does not change over the duration of the short sale. The Fund may not be able to borrow a security that it needs to deliver or it may not be able to close out a short position at an acceptable price and may have to sell long positions earlier than it had expected.

**Derivatives Risk.** The Fund obtains portfolio exposure through the use of swap(s) referenced to a basket of short and/or long equity security positions selected by the Sub-Adviser. In general, with a derivative, the Fund will be exposed to additional risks that are separate from those associated with short sales. In general, a derivative contract such as a swap typically involves leverage (i.e., it provides exposure to potential gain or loss from a change in the market price of a security or group of securities in a notional amount that exceeds the amount of cash or assets required to establish or maintain the derivative contract). Swap agreements can be highly volatile, illiquid and difficult to value, and changes in the value of such instruments held by the Fund may not correlate with the underlying instrument or reference assets, or the Fund’s other investments. Although the value of swap agreements depends largely upon price movements in the underlying instrument or reference asset, there are additional risks associated with swap agreements that are possibly greater than the risks associated with investing directly in the underlying instruments or reference assets, including illiquidity risk, leveraging risk and counterparty credit risk. Any swap will be based on a notional amount agreed upon by the Sub-Adviser and a counterparty. The Sub-Adviser will retain the ability to adjust the notional exposure of the swap at its discretion, as well as the composition of the reference short securities basket. Generally, the fees and expenses of a swap are based on the notional value of the swap. The value of the swap typically includes a deduction for fees of the counterparty as well as costs typically associated with short sales of securities, such as dividend and interests expenses. As a result, the Fund’s return from such instrument will be net of such costs and expenses and any such costs and expenses will reduce the Fund’s return on the swap. A small position in swap agreements could have a potentially large impact on the Fund’s performance. Trading restrictions or limitations may be imposed by an exchange, and government regulations may restrict trading in swap agreements or any other derivative.

**Counterparty Risk.** Swaps and certain other derivative contracts entered into by the Fund involve exposure to counterparty credit risk, since contract performance depends in part on the financial condition of the counterparty. Relying on a counterparty exposes the Fund to the risk that a counterparty will not settle a transaction in accordance with its terms and conditions because of a dispute over the terms of the contract (whether or not bona fide) or because of a credit or liquidity problem, thus causing the Fund to suffer a loss. If a counterparty defaults on its payment obligations to the Fund, this default will cause the value of an investment in the Fund to decrease. In addition, to the extent the Fund deals with a limited number of counterparties, it will be more susceptible to the credit risks associated with those counterparties. The Fund is neither restricted from dealing with any particular counterparty nor from concentrating any or all of its transactions with one counterparty. The ability of the Fund to transact business with any one or number of counterparties and the absence of a regulated market to facilitate settlement may increase the potential for losses by the Fund.

**Leverage Risk.** The Fund utilizes leverage in its investment program. The use of leverage allows the Fund to make additional investments, thereby increasing its exposure to assets, such that its total assets may be greater than its capital. However, leverage also magnifies the volatility of changes in the value of the Fund’s portfolio. The effect of the use of leverage by the Fund in a market that moves adversely to its investments could result in substantial losses to the Fund, which would be greater than if the Fund were not leveraged.

**Liquidity Risk.** The Fund is subject to liquidity risk primarily due to its investments in derivatives. Investments in illiquid securities or derivative instruments involve the risk that the Fund may be unable to sell the security or derivative instrument or sell it at a reasonable price.

**Database Errors Risk.** The investment strategy used by the Sub-Adviser relies on proprietary databases and third-party data sources. Data entries made by the Sub-Adviser's team of financial analysts or third parties may contain errors, as may the database system used to store such data. Any errors in the underlying data sources, data entry or database may result in the Fund acquiring or selling investments based on incorrect information.

#### **ETF Risks**

*Authorized Participants, Market Makers, and Liquidity Providers Concentration Risk.* The Fund has a limited number of financial institutions that are authorized to purchase and redeem Shares directly from the Fund (known as "Authorized Participants" or "APs"). In addition, there may be a limited number of market makers and/or liquidity providers in the marketplace. To the extent either of the following events occur, Shares may trade at a material discount to NAV and possibly face delisting: (i) APs exit the business or otherwise become unable to process creation and/or redemption orders and no other APs step forward to perform these services; or (ii) market makers and/or liquidity providers exit the business or significantly reduce their business activities and no other entities step forward to perform their functions.

*Cash Redemption Risk.* The Fund's investment strategy may require it to redeem Shares for cash or to otherwise include cash as part of its redemption proceeds. For example, the Fund may not be able to redeem in-kind certain securities held by the Fund (e.g., swap agreements that cannot be broken up beyond certain minimum sizes needed for transfer and settlement). In such a case, the Fund may be required to sell or unwind portfolio investments to obtain the cash needed to distribute redemption proceeds. This may cause the Fund to recognize a capital gain that it might not have recognized if it had made a redemption in-kind. As a result, the Fund may pay out higher annual capital gain distributions than if the in-kind redemption process was used.

*Costs of Buying or Selling Shares.* Due to the costs of buying or selling Shares, including brokerage commissions imposed by brokers and bid-ask spreads, frequent trading of Shares may significantly reduce investment results and an investment in Shares may not be advisable for investors who anticipate regularly making small investments.

*Shares May Trade at Prices Other Than NAV.* As with all ETFs, Shares may be bought and sold in the secondary market at market prices. Although it is expected that the market price of Shares will approximate the Fund's NAV, there may be times when the market price of Shares is more than the NAV intra-day (premium) or less than the NAV intra-day (discount) due to supply and demand of Shares or during periods of market volatility. This risk is heightened in times of market volatility, periods of steep market declines, and periods when there is limited trading activity for Shares in the secondary market, in which case such premiums or discounts may be significant. Because securities held by the Fund may trade on foreign exchanges that are closed when the Fund's primary listing exchange is open, the Fund is likely to experience premiums and discounts greater than those of ETFs holding only domestic securities.

*Trading.* Although Shares are listed on a national securities exchange, such as NYSE Arca, Inc. (the "Exchange"), and may be traded on U.S. exchanges other than the Exchange, there can be no assurance that Shares will trade with any volume, or at all, on any stock exchange. In stressed market conditions, the liquidity of Shares may begin to mirror the liquidity of the Fund's underlying portfolio holdings, which can be significantly less liquid than Shares. Also, in stressed market conditions, the market for Shares may become less liquid in response to deteriorating liquidity in the markets for the Fund's underlying portfolio holdings. These adverse effects on liquidity for Shares, in turn, could lead to wider bid/ask spreads and differences between the market price of Shares and the underlying value of those Shares.

**High Portfolio Turnover Risk.** The Fund may actively and frequently trade all or a significant portion of the securities in its portfolio. A high portfolio turnover rate increases transaction costs, which may increase the Fund's expenses. Frequent trading may also cause adverse tax consequences for investors in the Fund due to an increase in short-term capital gains.

**Large-Cap Securities Risk.** The securities of large-capitalization companies may be relatively mature compared to smaller companies and therefore subject to slower growth during times of economic expansion. Large-capitalization companies may also be unable to respond quickly to new competitive challenges, such as changes in technology and consumer tastes.

**Management Risk.** The Fund is actively-managed and may not meet its investment objective based on the Sub-Adviser's success or failure to implement investment strategies for the Fund.

**OTC Trading Risk.** Certain of the derivatives in which the Fund invests may be traded (and privately negotiated) in the "over-the-counter" or "OTC" market. While the OTC derivatives market is the primary trading venue for many derivatives, it is largely



unregulated. As a result and similar to other privately negotiated contracts, the Fund is subject to counterparty credit risk with respect to such derivative contracts.

**Recent Market Events Risk.** U.S. and international markets have experienced and may continue to experience significant periods of volatility in recent years and months due to a number of economic, political and global macro factors including uncertainty regarding inflation and central banks' interest rate increases, the possibility of a national or global recession, trade tensions, political events, the war between Russia and Ukraine, significant conflict between Israel and Hamas in the Middle East, and the impact of the coronavirus (COVID-19) global pandemic. The impact of COVID-19 may last for an extended period of time. As a result of continuing political tensions and armed conflicts, including the war between Ukraine and Russia, the U.S. and the European Union imposed sanctions on certain Russian individuals and companies, including certain financial institutions, and have limited certain exports and imports to and from Russia. The war has contributed to recent market volatility and may continue to do so.

**Small- and Mid-Cap Securities Risk.** In addition to large cap securities, the Fund also invests in small and mid-cap companies. Investments in small and mid-cap companies may be riskier than investments in larger, more established companies. The securities of smaller companies may trade less frequently and in smaller volumes, and as a result, may be less liquid than securities of larger companies. In addition, smaller companies may be more vulnerable to economic, market and industry changes. As a result, share price changes may be more sudden or erratic than the prices of other equity securities, especially over the short-term. Because smaller companies may have limited product lines, markets or financial resources or may depend on a few key employees, they may be more susceptible to particular economic events or competitive factors than large capitalization companies.

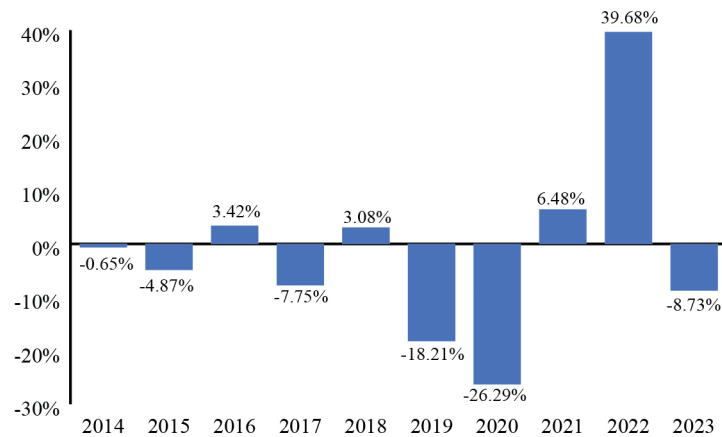
**Systems Risk.** The Fund depends on the Sub-Adviser to develop and implement appropriate systems to provide sub-advisory services. The Sub-Adviser relies extensively on computer programs and systems to implement and monitor the Fund's investment strategy. As a result, there is a risk of human or technological errors affecting the portfolio construction process and order origination, including errors in programming (e.g., "bugs" and classic coding errors), modeling, design, translational errors and compatibility issues with data sets and among systems. There can be no guarantee that such defects or issues will be identified in time to avoid a material adverse effect on the Fund. For example, such failures could cause the Sub-Adviser to be induced to buy or sell certain investments it would not have if the failure had not occurred.

## Performance

The following bar chart and table provide some indication of the risks of investing in the Fund. The Fund adopted the performance of the Gotham Short Strategies Fund (the "Predecessor Fund"), a mutual fund series of FundVantage Trust, as the result of a reorganization of the Predecessor Fund into the Fund that became effective after the market close on November 3, 2023 (the "Reorganization"). Prior to the Reorganization, the Fund had not yet commenced operations. The Sub-Adviser served as the investment adviser to the Predecessor Fund and the portfolio managers for the Fund that are employees of the Sub-Adviser were the sole portfolio managers of the Predecessor Fund. The returns shown for periods prior to the Reorganization are those of the Predecessor Fund (except as noted below). The bar chart shows changes in the Fund's (and the Predecessor Fund's) performance from year to year. The table shows how the Fund's (and the Predecessor Fund's) average annual returns for 1 year, 5 years and 10 years compared with those of a broad measure of market performance and returns of the primary benchmark adjusted for the Fund's target net short exposure.

The Predecessor Fund was the successor to the Gotham Short Strategies (Master), LP (the "Predecessor Private Fund," and together with the Predecessor Fund, the "Predecessor Funds") resulting from its reorganization with and into the Predecessor Fund on July 31, 2017. The investment policies, restrictions, and limitations of the Predecessor Fund were in all material respects equivalent to those of the Predecessor Private Fund. In addition, the Predecessor Private Fund's portfolio managers were the portfolio managers of the Predecessor Fund. Performance prior to July 31, 2017, in the bar chart and the table is that of the Predecessor Private Fund. Had the Predecessor Funds been structured as an ETF, their performance may have differed. The Fund's (and the Predecessor Funds') past performance (before and after taxes) is not necessarily an indication of how the Fund will perform in the future. You can obtain updated performance information at [www.GothamETFs.com](http://www.GothamETFs.com) or by calling 855-998-4779.

As a mutual fund registered under the 1940 Act, the Predecessor Fund was subject to certain restrictions under the 1940 Act and the Internal Revenue Code of 1986, as amended (the "Code") to which the Predecessor Private Fund was not subject. Had the Predecessor Private Fund been registered under the 1940 Act and been subject to the provisions of the 1940 Act and the Code, its investment performance could have been adversely affected. The performance information for the Predecessor Private Fund has been adjusted to reflect the fees and expenses applicable to the Institutional Class of the Predecessor Fund.



During the period of time shown in the bar chart, the Fund's highest quarterly return was 16.74% for the quarter June 30, 2022 and the lowest quarterly return was -19.93% for the quarter ended December 31, 2020.

#### Average Annual Total Returns for the periods ended December 31, 2023

	1 Year	5 Years	10 Years	Since Inception <sup>1</sup>
Return Before Taxes .....	-8.73%	-3.94%	-2.70%	-0.61%
Return After Taxes on Distributions .....	-8.79%	-4.06%	-2.82%	-0.69%
Return After Taxes on Distributions and Sale of Shares .....	-5.13%	-2.96% <sup>3</sup>	-2.00% <sup>3</sup>	-0.46% <sup>3</sup>
S&P 500 <sup>®</sup> Total Return Index (reflects no deductions for fees or expenses or taxes) <sup>2</sup> .....	26.29%	15.69%	12.03%	10.30%
50% Inverse of the S&P 500 <sup>®</sup> Total Return Index (reflects no deductions for fees or expenses or taxes) <sup>3</sup> .....	-13.14%	-9.10%	-6.86%	-6.38%

<sup>1</sup> This performance information reflects the performance of the Predecessor Private Fund for the period from its inception on February 1, 2008 through July 31, 2017. Performance thereafter until November 3, 2023, is that of the Predecessor Fund. Performance after November 3, 2023 is that of the Fund. The Predecessor Private Fund was an unregistered fund taxed as a partnership and as such, the Predecessor Private Fund was treated differently than the Predecessor Fund for federal income tax purposes. Performance of the Predecessor Private Fund has been adjusted to reflect the monthly deduction of fees and expenses applicable to shares of the Predecessor Fund.

<sup>2</sup> The S&P 500<sup>®</sup> Total Return Index is a widely recognized unmanaged index of 500 common stocks, which are generally representative of the U.S. stock market as a whole. The returns provided for the S&P 500<sup>®</sup> Total Return Index include the reinvestment of dividends.

<sup>3</sup> The 50% Inverse of the S&P 500<sup>®</sup> Total Return Index reflects the return of the S&P 500 adjusted to show the negative 50% targeted net short exposure of the Fund. The returns provided for the 50% Inverse of the S&P 500<sup>®</sup> Total Return Index include reinvestment of dividends.

After-tax returns are calculated using the historical highest individual federal marginal income tax rates during the period covered by the table above and do not reflect the impact of state and local taxes. Actual after-tax returns depend on an investor's tax situation and may differ from those shown. After-tax returns shown are not relevant to investors who hold their Shares through tax-deferred or other tax-advantaged arrangements such as an individual retirement account ("IRA"). In certain cases, the figures representing "Return After Taxes on Distributions and Sale of Fund Shares" may be higher than the other figures for the same period. A higher after-tax return results when a capital loss occurs upon redemption and provides an assumed tax deduction that benefits the investor.

#### Management

##### Investment Adviser

Tidal Investments LLC ("Tidal" or the "Adviser"), a Tidal Financial Group company, serves as investment adviser to the Fund.

##### Investment Sub-Adviser

Gotham Asset Management, LLC serves as investment sub-adviser to the Fund.

## *Portfolio Managers*

Joel Greenblatt, Managing Principal and Co-Chief Investment Officer for the Sub-Adviser, has been a portfolio manager of the Fund since its inception in 2008.\*

Robert Goldstein, Managing Principal and Co-Chief Investment Officer for the Sub-Adviser, has been a portfolio manager of the Fund since its inception in 2008.\*

Michael Venuto, Chief Investment Officer for the Adviser, has been a portfolio manager of the Fund since 2023.

Charles A. Ragauss, CFA, Portfolio Manager for the Adviser, has been a portfolio manager of the Fund since 2023.

\* Reflects the commencement of operations of the Predecessor Private Fund.

## **Purchase and Sale of Shares**

The Fund issues and redeems Shares at NAV only in large blocks known as “Creation Units,” which only APs (typically, broker-dealers) may purchase or redeem. The Fund generally issues and redeems Creation Units in exchange for a portfolio of securities (the “Deposit Securities”) and/or a designated amount of U.S. cash.

Shares are listed on a national securities exchange, such as the Exchange, and individual Shares may only be bought and sold in the secondary market through brokers at market prices, rather than NAV. Because Shares trade at market prices rather than NAV, Shares may trade at a price greater than NAV (premium) or less than NAV (discount).

An investor may incur costs attributable to the difference between the highest price a buyer is willing to pay to purchase Shares (the “bid” price) and the lowest price a seller is willing to accept for Shares (the “ask” price) when buying or selling Shares in the secondary market. This difference in bid and ask prices is often referred to as the “bid-ask spread.”

Information regarding the Fund’s NAV, market price, how often Shares traded on the Exchange at a premium or discount, and bid-ask spreads can be found on the Fund’s website at [www.GothamETFs.com/SHRT](http://www.GothamETFs.com/SHRT).

## **Tax Information**

Fund distributions are generally taxable to shareholders as ordinary income, qualified dividend income, or capital gains (or a combination), unless your investment is in an IRA or other tax-advantaged account. Distributions on investments made through tax-deferred arrangements may be taxed later upon withdrawal of assets from those accounts.

## **Financial Intermediary Compensation**

If you purchase Shares through a broker-dealer or other financial intermediary (such as a bank) (an “Intermediary”), the Adviser, the Sub-Adviser, or their affiliates may pay Intermediaries for certain activities related to the Fund, including participation in activities that are designed to make Intermediaries more knowledgeable about exchange-traded products, including the Fund, or for other activities, such as marketing, educational training, or other initiatives related to the sale or promotion of Shares. These payments may create a conflict of interest by influencing the Intermediary and your salesperson to recommend the Fund over another investment. Any such arrangements do not result in increased Fund expenses. Ask your salesperson or visit the Intermediary’s website for more information.

## **ADDITIONAL INFORMATION ABOUT THE FUNDS**

### **Investment Objective**

The investment objective of each of the Gotham Enhanced 500 ETF (a “Fund” or the “Enhanced 500 ETF”) and the Gotham 1000 Value ETF (a “Fund” or the “1000 Value ETF”) is to seek long-term capital appreciation.

The investment objective of the Gotham Short Strategies ETF (a “Fund” or the “Short Strategies ETF”) is to seek long-term capital appreciation and to provide positive returns in down markets. The Enhanced 500 ETF, the 1000 Value ETF and the Short Strategies ETF are collectively referred to as the “Funds.”

An investment objective is fundamental if it cannot be changed without the consent of the holders of a majority of the outstanding Shares.

Each Fund’s investment objective has not been adopted as a fundamental investment policy and therefore may be changed without the consent of the Fund’s shareholders upon approval by the Board and written notice to shareholders.

### **Principal Investment Strategies**

The following information is in addition to, and should be read along with, the description of each Fund’s principal investment strategies in the section titled “Fund Summary—Principal Investment Strategies” above.

The Enhanced 500 ETF is generally rebalanced daily in order to manage risk and reposition the portfolio to reflect earnings releases, stock price movements, and other new information related to particular companies. The Fund's strategy may result in the active and frequent trading of the Fund's investments, which may result in high portfolio turnover.

The 1000 Value ETF is generally rebalanced daily in order to manage risk and reposition the portfolio to reflect earnings releases, stock price movements, and other new information related to particular companies. The Fund's strategy may result in the active and frequent trading of the Fund's investments, which may result in high portfolio turnover.

The Short Strategies ETF seeks to achieve its investment objective by investing under normal circumstances in long and short positions of equity and equity-related securities (i.e. swaps), primarily of companies traded on U.S. markets. The Short Strategies ETF currently obtains its short exposure, and may obtain long exposure, through the use of one or more swaps. The Short Strategies ETF's Sub-Adviser seeks to maintain the Fund's net equity exposure, which is the value of the Fund's long positions minus its short positions, at approximately 50% net short. The Sub-Adviser expects that the Short Strategies ETF's gross equity exposure, which is the value of the Fund's long positions plus its short positions, will generally be at or below 250%. The Short Strategies ETF may invest in companies of any size and the Fund generally holds several hundred positions.

Each of the Funds utilize the following investment process:

- Risk management targets and constraints are built directly into the strategy specifications within Gotham's internally-developed portfolio management and risk-monitoring systems. Gotham's systems monitor intraday changes in the portfolios and check that portfolio's characteristics (such as leverage, concentration, and liquidity) are within expected ranges. In addition, Gotham's risk-monitoring systems run a variety of checks throughout the day and send alerts to different teams at Gotham on a daily basis.
- Gotham's research team adjusts company financials within Gotham's database according to Gotham's valuation framework and companies are ordered from most attractive (largest discount to value) to least attractive (largest premium to value), based on Gotham's measures of absolute and relative value. The portfolio rankings are then subject to risk constraints encompassing market exposures, diversification, and liquidity. Portfolio positions are updated daily to reflect adjustments driven by changes in stock rankings, maintenance of portfolio net and gross leverage and adherence to risk constraints.
- Gotham's research team evaluates companies according to the proprietary analytical framework, which is based on fundamental measures of performance derived from publicly available financial data and records the analysis in a centralized database. All information in the fundamentals database is accessible in real time to all members of the research team and the Fund's portfolio managers.

#### *Temporary Defensive Strategies*

For temporary defensive purposes during adverse market, economic, political or other conditions, each Fund may invest in cash or cash equivalents or short-term instruments such as commercial paper, money market mutual funds, or short-term U.S. government securities. Taking a temporary defensive position may result in the Fund not achieving its investment objective.

#### **Additional Information About the Principal Risks of Investing in each Fund**

There can be no assurance that a Fund will achieve its investment objective. The following information is in addition to, and should be read along with, the description of each Fund's principal investment risks in the section titled "Fund Summary — Principal Investment Risks" above.

The principal risks are presented in alphabetical order to facilitate finding particular risks and comparing them with those of other funds. Each risk summarized below is considered a “principal risk” of investing in the Funds, regardless of the order in which it appears. As with any investment, there is a risk that you could lose all or a portion of your investment in a Fund. Some or all of these risks may adversely affect a Fund’s NAV per share, trading price, yield, total return and/or ability to meet its investment objective. The following risks could affect the value of your investment in the Funds:

	Gotham Enhanced 500 ETF	Gotham 1000 Value ETF	Gotham Short Strategies ETF
Counterparty Risk			X
Database Errors Risk	X	X	X
Derivatives Risk			X
Equity Market Risk	X	X	X
ETF Risks			
◦ <i>Authorized Participants, Market Makers, and Liquidity Providers Concentration Risk</i>	X	X	X
◦ <i>Cash Redemption Risk</i>			X
◦ <i>Costs of Buying or Selling Shares</i>	X	X	X
◦ <i>Shares May Trade at Prices Other Than NAV</i>	X	X	X
◦ <i>Trading</i>	X	X	X
General Market Risk	X	X	X
High Portfolio Turnover Risk	X	X	X
Leverage Risk			X
Liquidity Risk			X
Management Risk	X	X	X
Market Capitalization Risk			
• <i>Large-Capitalization Investing</i>	X	X	X
• <i>Mid-Capitalization Investing</i>		X	
• <i>Small- and Mid-Cap Securities Risk</i>			X
Newer Fund Risk		X	
OTC Trading Risk			X
Recent Market Events Risk	X	X	X
Short Sale Risk			X
Systems Risk	X	X	X
Value Style Risk	X	X	X

**Counterparty Risk.** Certain of the derivatives entered into by the Fund may not be traded on an exchange but instead will be privately negotiated in the over-the-counter market. This means that these instruments are traded between counterparties based on contractual relationships. Relying on a counterparty exposes the Fund to the risk that a counterparty will not settle a transaction in accordance with its terms and conditions because of a dispute over the terms of the contract (whether or not bona fide) or because of a credit or liquidity problem, thus causing the Fund to suffer a loss. If a counterparty defaults on its payment obligations to the Fund, this default will cause the value of an investment in the Fund to decrease. In addition, to the extent the Fund deals with a limited number of counterparties, it will be more susceptible to the credit risks associated with those counterparties. The Fund is neither restricted from dealing with any particular counterparty nor from concentrating any or all of its transactions with one counterparty. The ability of the Fund to transact business with any one or number of counterparties and the absence of a regulated market to facilitate settlement may increase the potential for losses by the Fund.

In situations in which the Fund is required to post margin or other collateral with a counterparty, including with a futures commission merchant or a clearing organization for futures or other derivative contracts, the counterparty may fail to segregate the collateral or may commingle the collateral with the counterparty’s own assets. As a result, in the event of the counterparty’s bankruptcy or insolvency, the Fund’s collateral may be subject to the conflicting claims of the counterparty’s creditors and the Fund may be exposed to the risk of being treated as a general unsecured creditor of the counterparty, rather than as the owner of the collateral.

The Fund is subject to the risk that issuers of the instruments in which they invest and trade may default on their obligations, and that certain events may occur that have an immediate and significant adverse effect on the value of those instruments. There can be no assurance that an issuer will not default, or that an event that has an immediate and significant adverse effect on the value of an instrument will not occur, and that the Fund will not sustain a loss on a transaction as a result.

Transactions entered into by the Fund may be cleared and settled through various clearing houses, custodians, depositories and prime brokers. A failure by any such entity may lead to a loss to the Fund.

**Database Errors Risk.** The investment strategy used by the Sub-Adviser relies on proprietary databases and third-party data sources. Data entries made by the Sub-Adviser's team of financial analysts or third-parties may contain errors, as may the database system used to store such data. Any errors in the underlying data sources, data entry or database may result in the Fund acquiring or selling investments based on incorrect information. When data proves to be incorrect, misleading, flawed or incomplete, any decisions made in reliance thereon expose the Fund to potential risks. For example, by relying on such data the Sub-Adviser may be induced to buy or sell certain investments it would not have if the data was correct. As a result, the Fund could incur losses or miss out on gains on such investments before the errors are identified and corrected.

**Derivatives Risk.** Derivatives include instruments and contracts that are based on, and are valued in relation to, one or more underlying assets, financial benchmarks or indices, such as futures, options, swap agreements and forward contracts. The value of a derivative depends largely upon price movements in the underlying instrument. Many of the risks applicable to trading the underlying instrument are also applicable to derivatives trading. However, derivatives trading is subject to a number of additional risks. Transactions in certain derivatives are subject to clearance on a U.S. national exchange and to regulatory oversight, while other derivatives are subject to risks of trading in the over-the-counter markets or on non-U.S. exchanges. A small investment in derivative instruments could have a potentially large impact on the Fund's performance. Over-the-counter derivatives are subject to the risk of mispricing or improper valuation of the derivative.

The Fund has entered into swap agreements. Swap agreements can be individually negotiated and structured to include exposure to a variety of different types of investments or market factors. Depending on their structure, swap agreements may increase or decrease the Fund's exposure to long-term or short-term interest rates, foreign currency values, corporate borrowing rates, or other factors such as security prices, baskets of securities, or inflation rates. Swap agreements can take many different forms and are known by a variety of names. The Fund is not limited to any particular form of swap agreement if the Sub-Adviser determines that other forms are consistent with the Fund's investment objective and policies.

Depending on how they are used, swap agreements may increase or decrease the overall volatility of the Fund's portfolio. The most significant factor in the performance of swap agreements is the change in the specific interest rate, currency, individual equity values or other factors that determine the amounts of payments due to and from the Fund. If a swap agreement calls for payments by the Fund, the Fund must be prepared to make such payments when due. In addition, the value of a swap agreement is likely to decline if the counterparty's creditworthiness declines. Such a decrease in value might cause the Fund to incur losses.

As a result of the Dodd-Frank Act, swaps are now subject to increased regulation than they were previously. Such regulation may limit the Fund's ability to use swaps and increase the cost of using swaps.

**Equity Market Risk.** The equity securities held in the Fund's portfolio may experience sudden, unpredictable drops in value or long periods of decline in value. This may occur because of factors that affect securities markets generally or factors affecting specific issuers, industries, or sectors in which the Fund invests. Common stocks, in which the Fund principally invests, are generally exposed to greater risk than other types of securities, such as preferred stock and debt obligations, because common stockholders generally have inferior rights to receive payment from issuers. Securities in the Fund's portfolio may underperform in comparison to securities in the general financial markets, a particular financial market, or other asset classes, due to a number of factors. Factors that could impact the market value of an equity security include a company's business performance, investor perceptions, stock market trends and general economic conditions.

#### **ETF Risks.**

- *APs, Market Makers, and Liquidity Providers Concentration Risk.* The Fund has a limited number of financial institutions that may act as APs. In addition, there may be a limited number of market makers and/or liquidity providers in the marketplace. To the extent either of the following events occur, Shares may trade at a material discount to NAV and possibly face delisting: (i) APs exit the business or otherwise become unable to process creation and/or redemption orders and no other APs step forward to perform these services; or (ii) market makers and/or liquidity providers exit the business or significantly reduce their business activities and no other entities step forward to perform their functions.
- *Cash Redemption Risk.* The Fund's investment strategy may require it to redeem Shares for cash or to otherwise include cash as part of its redemption proceeds. For example, the Fund may not be able to redeem in-kind certain securities held by the Fund (e.g., swap agreements that cannot be broken up beyond certain minimum sizes needed for transfer and settlement). In such a case, the Fund may be required to sell or unwind portfolio investments to obtain the cash needed to distribute redemption proceeds. This may cause the Fund to recognize a capital gain that it might not have recognized if it had made a redemption in-kind. As a result, the Fund may pay out higher annual capital gain distributions than if the in-kind redemption process was used.

- *Costs of Buying or Selling Shares.* Investors buying or selling Shares in the secondary market will pay brokerage commissions or other charges imposed by brokers, as determined by that broker. Brokerage commissions are often a fixed amount and may be a significant proportional cost for investors seeking to buy or sell relatively small amounts of Shares. In addition, secondary market investors will also incur the cost of the difference between the price at which an investor is willing to buy Shares (the “bid” price) and the price at which an investor is willing to sell Shares (the “ask” price). This difference in bid and ask prices is often referred to as the “spread” or “bid-ask spread.” The bid-ask spread varies over time for Shares based on trading volume and market liquidity, and is generally lower if Shares have more trading volume and market liquidity and higher if Shares have little trading volume and market liquidity. Further, a relatively small investor base in the Fund, asset swings in the Fund and/or increased market volatility may cause increased bid-ask spreads. Due to the costs of buying or selling Shares, including bid-ask spreads, frequent trading of Shares may significantly reduce investment results and an investment in Shares may not be advisable for investors who anticipate regularly making small investments.
- *Shares May Trade at Prices Other Than NAV.* As with all ETFs, Shares may be bought and sold in the secondary market at market prices. Although it is expected that the market price of the Shares will approximate the Fund’s NAV, there may be times when the market price of Shares is more than the NAV intra-day (premium) or less than the NAV intra-day (discount) due to supply and demand of the Shares or during periods of market volatility. This risk is heightened in times of market volatility or periods of steep market declines. The market price of Shares during the trading day, like the price of any exchange-traded security, includes a “bid-ask” spread charged by the exchange specialist, market makers, or other participants that trade the Shares. In times of severe market disruption, the bid-ask spread can increase significantly. At those times, Shares are most likely to be traded at a discount to NAV, and the discount is likely to be greatest when the price of Shares is falling fastest, which may be the time that you most want to sell your Shares. The Adviser believes that, under normal market conditions, large market price discounts or premiums to NAV will not be sustained because of arbitrage opportunities.
- *Trading.* Although Shares are listed for trading on the Exchange and may be listed or traded on U.S. and non-U.S. stock exchanges other than the Exchange, there can be no assurance that an active trading market for such Shares will develop or be maintained. Trading in Shares may be halted due to market conditions or for reasons that, in the view of the Exchange, make trading in Shares inadvisable. In addition, trading in Shares on the Exchange is subject to trading halts caused by extraordinary market volatility pursuant to Exchange “circuit breaker” rules, which temporarily halt trading on the Exchange when a decline in the S&P 500® Index during a single day reaches certain thresholds (e.g., 7%, 13%, and 20%). Additional rules applicable to the Exchange may halt trading in Shares when extraordinary volatility causes sudden, significant swings in the market price of Shares. There can be no assurance that Shares will trade with any volume, or at all, on any stock exchange. In stressed market conditions, the liquidity of Shares may begin to mirror the liquidity of the Fund’s underlying portfolio holdings, which can be significantly less liquid than Shares. Also, in stressed market conditions, the market for Shares may become less liquid in response to deteriorating liquidity in the markets for the Fund’s underlying portfolio holdings. These adverse effects on liquidity for Shares, in turn, could lead to wider bid/ask spreads and differences between the market price of Shares and the underlying value of those Shares.

**General Market Risk.** Securities markets and individual securities may increase or decrease in value. Security prices may fluctuate widely over short or extended periods in response to market or economic news and conditions, and securities markets also tend to move in cycles. If there is a general decline in the securities markets, it is possible your investment may lose value regardless of the individual results of the companies in which the Fund invests. The magnitude of up and down price or market fluctuations over time is sometimes referred to as “volatility”, and it can be significant. In addition, different asset classes and geographic markets may experience periods of significant correlation with each other. As a result of this correlation, the securities and markets in which the Fund invests may experience volatility due to market, economic, political or social events and conditions that may not readily appear to directly relate to such securities, the securities’ issuer or the markets in which they trade.

**High Portfolio Turnover Risk.** The Fund may actively and frequently trade all or a significant portion of the securities in its portfolio. A high portfolio turnover rate increases transaction costs, which may increase the Fund’s expenses. Frequent trading may also cause adverse tax consequences for investors in the Fund due to an increase in short-term capital gains.

**Leverage Risk.** The Fund utilizes leverage in its investment program. The use of leverage allows the Fund to make additional investments, thereby increasing its exposure to assets, such that its total assets may be greater than its capital. However, leverage also magnifies the volatility of changes in the value of the Fund’s portfolio. The effect of the use of leverage by the Fund in a market that moves adversely to its investments could result in substantial losses to the Fund, which would be greater than if the Fund were not leveraged.

**Liquidity Risk.** The Fund may be subject to liquidity risk primarily due to investments in derivatives. The Fund may invest up to 15% of its net assets in illiquid investments. Certain derivatives, such as swaps, forward contracts and options may not be readily marketable and, therefore, may be deemed to be illiquid. An asset is not readily marketable if it cannot be sold within seven business days in the ordinary course of business for approximately the amount at which it is valued. Investments in illiquid assets involve the risk that the

Fund may be unable to sell the asset or sell it at a reasonable price. In addition, the Fund may be required to liquidate positions or close out derivatives on unfavorable terms at a time contrary to the interests of the Fund in order to raise cash to pay redemptions.

An investment in derivatives is also subject to the risk that the Fund may not be able to terminate the derivatives effective on whatever date it chooses, or that the settlement of any early termination may depend on subsequent market movements. As a result, the Fund may be exposed to the risk of additional losses due to such delays.

**Management Risk.** The Fund is actively-managed and may not meet its investment objective based on the Sub-Adviser's success or failure to implement investment strategies for the Fund. In addition as an actively-managed fund, the Fund's investment exposure to individual securities will not match those of the Index and the Fund's performance may not correlate with the performance of the Index.

#### **Market Capitalization Risks.**

- **Large-Capitalization Investing Risk.** The securities of large-capitalization companies may be relatively mature compared to smaller companies and therefore subject to slower growth during times of economic expansion. Large-capitalization companies may also be unable to respond quickly to new competitive challenges, such as changes in technology and consumer tastes.
- **Mid-Capitalization Investing Risk.** The securities of mid-capitalization companies may be more vulnerable to adverse issuer, market, political, or economic developments than securities of large-capitalization companies. The securities of mid-capitalization companies generally trade in lower volumes and are subject to greater and more unpredictable price changes than large-capitalization stocks or the stock market as a whole.
- **Small- and Mid-Cap Securities Risk.** Investments in small and mid-cap companies may be riskier than investments in larger, more established companies. The securities of smaller companies may trade less frequently and in smaller volumes, and as a result, may be less liquid than securities of larger companies. In addition, smaller companies may be more vulnerable to economic, market and industry changes. As a result, share price changes may be more sudden or erratic than the prices of other equity securities, especially over the short-term. Further, because smaller companies may have limited product lines, markets or financial resources or may depend on a few key employees, they may be more susceptible to particular economic events or competitive factors than large capitalization companies.

**Market Risk.** The values of, and/or the income generated by, securities held by the Fund may decline due to factors that are specifically related to a particular company, as well as general market conditions, such as real or perceived adverse economic or political conditions, inflation rates and/or investor expectations concerning such rates, changes in interest rates, or adverse investor sentiment generally. Securities markets are volatile and may decline significantly in response to adverse issuer, regulatory, political, or economic developments. Different sectors of the market and different security types may react differently to such developments. Geopolitical events, including terrorism, tensions or open conflict between nations, or political or economic dysfunction within some nations that are global economic powers, may lead to instability in world economies and markets, may lead to increased market volatility, and may have adverse long-term effects. Events such as environmental and natural disasters, public health crises (such as epidemics and pandemics), social unrest, and cybersecurity incidents, and governments' reactions to such events, could cause uncertainty in the markets and may adversely affect the performance of the global economy.

**Newer Fund Risk.** The Fund is newer with limited history. As a result, prospective investors have a limited record or history on which to base their investment decisions. There can be no assurance that the Fund will grow to or maintain an economically viable size.

**OTC Trading Risk.** Certain of the derivatives in which the Fund may invest, including swap agreements, may be traded (and privately negotiated) in the OTC market. Such derivative instruments are often highly customized. In addition, while the OTC derivatives market is the primary trading venue for many derivatives, it is largely unregulated and lacks transparency with respect to the terms of OTC transactions. If a derivative transaction is particularly large or if the relevant market is illiquid, it may not be possible to initiate a transaction or liquidate a position at an advantageous time or price.

**Recent Market Events Risk.** U.S. and international markets have experienced and may continue to experience significant periods of volatility in recent years and months due to a number of economic, political and global macro factors including rising inflation, uncertainty regarding central banks' interest rate increases, the possibility of a national or global recession, trade tensions, political events, the war between Russia and Ukraine, significant conflict between Israel and Hamas in the Middle East, and the impact of COVID-19. The impact of COVID-19 may last for an extended period of time. As a result of continuing political tensions and armed conflicts, including the war between Ukraine and Russia, the U.S. and the European Union imposed sanctions on certain Russian individuals and companies, including certain financial institutions, and have limited certain exports and imports to and from Russia. The war has contributed to recent market volatility and may continue to do so. The Middle East conflict has led to significant loss of life, damaged infrastructure and escalated tensions both in the region and globally. These developments, as well as other events, could result in further market volatility and negatively affect financial asset prices, the liquidity of certain securities and the normal operations of securities exchanges and other markets, despite government efforts to address market disruptions. As a result, the risk environment



remains elevated. The Adviser and Sub-Adviser will monitor developments and seek to manage the Fund in a manner consistent with achieving the Fund's investment objective, but there can be no assurance that they will be successful in doing so.

**Short Sale Risk.** The Fund may engage in short sales of securities. The Fund may short sell securities if the Sub-Adviser believes the securities are overvalued. The Fund may also use derivative instruments to create a position that is economically similar to a short sale. A short sale is a transaction in which the Fund sells a security it does not own in anticipation that the market price of that security will decline. When the Fund makes a short sale, it must borrow the security sold short and deliver it to the broker-dealer through which it made the short sale as collateral for its obligation to deliver the security upon conclusion of the sale. The Fund may have to pay a fee to borrow particular securities and is often obligated to pay over any accrued interest and dividends on such borrowed securities.

Making short sales in securities that it does not own exposes the Fund to risks associated with those securities. As a result, if the Fund makes short sales in securities that increase in value, it will likely underperform similar investment companies that do not make short sales in securities they do not own. The Fund will incur a loss as a result of a short sale if the price of the security increases between the date of the short sale and the date on which the Fund closes the position. The Fund will realize a gain if the security declines in price between those dates. There can be no assurance that the Fund will be able to close out a short sale position at any particular time or at an acceptable price. Although the Fund's gain is limited to the price at which it sold the security short, its potential loss is limited only by the maximum attainable price of the security, less the price at which the security was sold and may, theoretically, be unlimited. Any gain will be decreased, and any loss increased, by the transaction costs described above. The successful use of short selling may be adversely affected by imperfect correlation between movements in the price of the security sold short and the securities being hedged.

The Fund will comply with guidelines established by the SEC and other applicable regulatory bodies with respect to coverage of short sales. The Fund will provide collateral to the broker-dealer and (except in the case of short sales "against the box") will maintain additional asset coverage in the form of segregated or "earmarked" assets determined to be liquid by the Sub-Adviser in accordance with procedures established by the Board. Segregation of a large percentage of the Fund's assets could impede the Sub-Adviser's ability to manage the Fund's portfolio. A short sale is "against the box" to the extent that the Fund contemporaneously owns, or has the right to obtain at no added cost, securities identical to those sold short. The Fund will engage in short selling to the extent permitted by the 1940 Act and rules and interpretations thereunder.

The Fund may use prime brokers with respect to its shorting strategy, which involves counterparty risk (See "Counterparty Risk"), including the risk that a prime broker may default on its obligation or become insolvent and that the Fund may lose its collateral deposit or short sale proceeds.

**Systems Risk.** The Fund depends on the Sub-Adviser to develop and implement appropriate systems to provide sub-advisory services. The Sub-Adviser relies extensively on computer programs and systems to implement and monitor the Fund's investment strategy. The development, implementation and maintenance of these systems is complex and involves substantial research and modeling (which is then generally translated into computer code and manual and automated processes) and the retrieval, filtering, processing, translation and analysis of large amounts of financial and other corporate data. As a result, there is a risk of human or technological errors affecting the portfolio construction process and order origination, including errors in programming (e.g., "bugs" and classic coding errors), modeling, design, translational errors and compatibility issues with data sets and among systems. Similarly, with regard to trading and other systems or equipment that the Sub-Adviser utilizes, any or all of the following events may occur: (i) failures or interruptions in access to or the operations of such systems or equipment; (ii) loss of functionality; (iii) corruption; (iv) compromises in security; (v) loss of power; and (vi) other situations that adversely affect such systems or equipment. There can be no guarantee that such defects or issues will be identified in time to avoid a material adverse effect on the Fund. For example, such failures could cause the Sub-Adviser to be induced to buy or sell certain investments it would not have if the failure had not occurred.

**Value Style Risk.** The Sub-Adviser buys securities, on behalf of the Fund, that it believes are undervalued. Investing in "value" stocks presents the risk that the stocks may never reach what the Sub-Adviser believes are their full market values, either because the market fails to recognize what the Sub-Adviser considers to be the companies' true business values or because the Sub-Adviser misjudges those values. In addition, value stocks may fall out of favor with investors and underperform other stocks (such as growth stocks) during given periods. The Fund's performance may be negatively affected if the Sub-Adviser determines (or otherwise needs) to sell a value stock before the market recognizes the stock's full value. Conversely, the Short Strategies ETF will short securities the Sub-Adviser believes are overvalued. This presents the risk that a stock's value may not decrease to what the Sub-Adviser believes is its true market value because the market fails to recognize what the Sub-Adviser considers to be the company's value, because the Sub-Adviser misjudges that value or because the Sub-Adviser is required to purchase the security before its investment thesis could be realized.

## PORTFOLIO HOLDINGS INFORMATION

Information about each Fund's daily portfolio holdings is available on the Funds' website at [www.GothamETFs.com](http://www.GothamETFs.com). A complete description of each Fund's policies and procedures with respect to the disclosure of a Fund's portfolio holdings is available in the Funds' Statement of Additional Information ("SAI").

## MANAGEMENT

### Investment Adviser

Tidal Investments LLC (formerly, Toroso Investments, LLC), a Tidal Financial Group company, located at 234 West Florida Street, Suite 203, Milwaukee, Wisconsin 53204, is an SEC-registered investment adviser and a Delaware limited liability company. Tidal was founded in and has been managing investment companies since March 2012 and is dedicated to understanding, researching and managing assets within the expanding ETF universe. As of December 31, 2023, Tidal had assets under management of approximately \$11.3 billion and served as the investment adviser or sub-adviser for 157 registered funds.

Tidal serves as investment adviser to the Funds and has overall responsibility for the general management and administration of the Funds pursuant to an investment advisory agreement with the Trust, on behalf of each Fund (the “Advisory Agreement”). The Adviser provides oversight of the Sub-Adviser and review of the Sub-Adviser’s performance. The Adviser is also responsible for trading portfolio securities for the Enhanced 500 ETF and the 1000 Value ETF, including selecting broker-dealers to execute purchase and sale transactions. With respect to the Short Strategies ETF, the Adviser is responsible for any trading of portfolio securities that may be required in connection with the issuance or redemption of Creation Units for the Fund, including selecting broker-dealers to execute purchase and sale transactions. The Adviser has, however, delegated trading authority in connection with the day-to-day management of the Short Strategies ETF’s portfolio to the Sub-Adviser, including selecting broker-dealers to execute purchase and sale transactions. The Adviser may elect to retain the delegated trading authority upon advance notice to the Sub-Adviser. The Adviser also arranges for sub-advisory, transfer agency, custody, fund administration, and all other related services necessary for the Funds to operate. For the services provided to the Funds, each Fund pays the Adviser a unitary management fee, which is calculated daily and paid monthly, at an annual rate based on the applicable Fund’s average daily net assets as set forth in the table below.

Name of Fund	Management Fee	
		Management Fee After Waiver
Gotham Enhanced 500 ETF .....	0.65%	0.50%
Gotham 1000 Value ETF .....	0.65%	0.50%
Gotham Short Strategies ETF .....	1.35%	1.35%

For each of the Enhanced 500 ETF and the 1000 Value ETF, the Adviser has further agreed to reduce its unitary management fee to 0.50% of the applicable Fund’s average daily net assets through at least January 31, 2025. To the extent the applicable Fund incurs Excluded Expenses, Total Annual Fund Operating Expenses After Fee Waiver will be greater than 0.50%. This agreement to waive fees may be terminated only by, or with the consent of, the Board, on behalf of the applicable Fund, upon sixty (60) days’ written notice to the Adviser.

For the fiscal year ended September 30, 2023, the Adviser received an aggregate fee of 0.50% (net of fee waiver) of the average daily net assets from each of the Enhanced 500 ETF and the 1000 Value ETF. Prior to the Reorganization, the Sub-Adviser entered into an advisory agreement with the FundVantage Trust, on behalf of the Predecessor Fund, pursuant to which the Predecessor Fund paid the Adviser 1.35% of the Predecessor Fund’s average daily net assets. The management fee paid by the Predecessor Fund was not a unitary management fee. For the fiscal year ended September 30, 2023, the Sub-Adviser received management fees of 0.47% (net of fee waivers) of the Predecessor Fund’s average daily net assets.

Under the Advisory Agreement, in exchange for a single unitary management fee from a Fund, the Adviser has agreed to pay all expenses incurred by such Fund except for Excluded Expenses and the unitary management fee payable to the Adviser.

### Sub-Adviser

Gotham Asset Management, LLC, a registered investment adviser located at 825 Third Avenue, Suite 1750, New York, New York 10022, serves as investment sub-adviser to the Funds pursuant to a sub-advisory agreement between the Adviser and Sub-Adviser, on behalf of the Enhanced 500 ETF and a sub-advisory agreement between the Adviser and the Sub-Adviser on behalf of each of the 1000 Value ETF and Short Strategies ETF (each, a “Sub-Advisory Agreement”). The Sub-Adviser provides portfolio management services to mutual funds, private funds, separately managed accounts and the Funds. As of December 31, 2023, Gotham had assets under management of approximately \$3.9 billion.

The Sub-Adviser is responsible for the day-to-day management of each Fund’s portfolio, including determining the securities purchased and sold by the Funds, subject to the supervision of the Adviser and the Board as set forth in the table below.

<b>Name of Fund</b>	<b>Sub-Advisory Fee</b>
Gotham Enhanced 500 ETF .....	0.50%
Gotham 1000 Value ETF .....	0.50%
Gotham Short Strategies ETF .....	1.20%

The Sub-Adviser may also be responsible for trading portfolio securities for the Enhanced 500 ETF and 1000 Value ETF, including selecting broker-dealers to execute purchase and sale transactions, however, trading is currently being effected by the Adviser for each Fund. For its services, the Sub-Adviser is paid a fee by the Adviser, which is calculated daily and paid monthly, at an annual rate of 0.50% of each of the Enhanced 500 ETF’s and 1000 Value ETF’s average daily net assets.

The Adviser may retain responsibility for trading portfolio securities for the Short Strategies ETF or may delegate such authority to Gotham. Gotham currently exercises trading authority in connection with the day-to-day management of the Short Strategies ETF’s portfolio, including selecting broker-dealers to execute purchase and sale transactions; however, trading authority related to the issuance or redemption of Creation Units is currently being exercised by the Adviser. If the Adviser determines to retain trading authority, Gotham will no longer trade the Short Strategies ETF’s portfolio securities.

The Sub-Adviser has agreed to assume the Adviser’s obligation to pay all expenses incurred by each Fund, except for the sub-advisory fee payable to the Sub-Adviser and Excluded Expenses. For assuming the payment obligations for each Fund, the Adviser has agreed to pay to the Sub-Adviser the profits, if any, generated by such Fund’s unitary management fee. Expenses incurred by a Fund and paid by the Sub-Adviser include fees charged by Tidal ETF Services LLC, a Tidal Financial Group company, each Fund’s administrator and an affiliate of the Adviser. See the section of the SAI titled “Administrator” for additional information about the Fund’s administrator.

A discussion regarding the basis for the Board’s approval of the Enhanced 500 ETF’s Advisory Agreement and Sub-Advisory Agreement is available in the Fund’s semi-annual report to shareholders for the fiscal period ended September 30, 2023. A discussion regarding the basis for the Board’s approval of the 1000 Value ETF’s Advisory Agreement and Sub-Advisory Agreement is available in the annual report to shareholders for the fiscal period ended September 30, 2022. A discussion regarding the basis for the Board’s approval of the Gotham Short Strategies ETF’S Advisory Agreement and Sub-Advisory Agreement will be available in the semi-annual report to shareholders for the fiscal period ended March 31, 2024.

### **Portfolio Managers**

The following individuals (each, a “Portfolio Manager”) serve as portfolio managers of the Funds. Joel Greenblatt and Robert Goldstein have served as portfolio managers of each Fund since its inception\* and are jointly and primarily responsible for the day-to-day management of the Funds. Messrs. Venuto and Ragauss have served as portfolio managers of each Fund since the Fund’s inception as a series of the Trust and oversee trading and execution for the Funds.

#### *Joel Greenblatt, Managing Principal and Co-Chief Investment Officer for the Sub-Adviser*

Mr. Greenblatt serves as a Managing Principal and Co-Chief Investment Officer of Gotham Asset Management, LLC, the successor to the investment advisory business of Gotham Capital, an investment firm he founded in 1985. For over two decades, Mr. Greenblatt was a professor on the adjunct faculty at Columbia Business School teaching “Value and Special Situation Investing.” Mr. Greenblatt formerly served as a director of Pzena Investment Management, Inc., a global investment management firm, and on the Investment Boards of the University of Pennsylvania and the UJA Federation. Mr. Greenblatt is the author of *You Can Be A Stock Market Genius* (Simon & Schuster, 1997), *The Little Book that Beats the Market* (Wiley, 2005), *The Little Book that Still Beats the Market* (Wiley, 2010), and *The Big Secret for the Small Investor* (Random House, 2011), and *Common Sense: The Investor’s Guide to Equality, Opportunity and Growth* (Columbia University Press, 2020). He was formerly the Chairman of the Board of Alliant Techsystems, an NYSE-listed aerospace and defense contractor. He holds a BS (1979), and an MBA (1980) from the Wharton School of the University of Pennsylvania.

#### *Robert Goldstein, Managing Principal and Co-Chief Investment Officer for the Sub-Adviser*

Mr. Goldstein serves as a Managing Principal and Co-Chief Investment Officer of the Sub-Adviser, the successor to the investment advisory business of Gotham Capital, which he joined in 1989. Mr. Goldstein also founded and served as Managing Partner (1989 – 1997) of Metropolis Partners, a value and special situation investment partnership managing capital on behalf of institutions and wealthy individuals before returning capital to outside investors at the end of 1997. Mr. Goldstein currently serves on the Board of Trustees of the Museum of the City of New York. He holds a BA (1988), magna cum laude, from Tufts University.

\* Reflects the commencement of operations of the Predecessor Private Fund.

### *Michael Venuto, Chief Investment Officer for the Adviser*

Mr. Venuto is a co-founder and has been the Chief Investment Officer of the Adviser since 2012. Mr. Venuto is an ETF industry veteran with over a decade of experience in the design and implementation of ETF-based investment strategies. Previously, he was Head of Investments at Global X Funds where he provided portfolio optimization services to institutional clients. Before that, he was Senior Vice President at Horizon Kinetics where his responsibilities included new business development, investment strategy and client and strategic initiatives.

### *Charles A. Ragauss, CFA®, Portfolio Manager for the Adviser*

Mr. Ragauss serves as Portfolio Manager at the Adviser, having joined the Adviser in September 2020. Mr. Ragauss previously served as Chief Operating Officer and in other roles at CSat Investment Advisory, L.P., from April 2016 to September 2020. Previously, Mr. Ragauss was Assistant Vice President at Huntington National Bank (“Huntington”), where he was Product Manager for the Huntington Funds and Huntington Strategy Shares ETFs, a combined fund complex of almost \$4 billion in assets under management. At Huntington, he led ETF development bringing to market some of the first actively managed ETFs. Mr. Ragauss joined Huntington in 2010. Mr. Ragauss attended Grand Valley State University where he received his Bachelor of Business Administration in Finance and International Business, as well as a minor in French. He is a member of both the National and West Michigan CFA societies and holds the CFA designation.

CFA® is a registered trademark owned by the CFA Institute.

The Funds’ SAI provides additional information about each Portfolio Manager’s compensation structure, other accounts that each Portfolio Manager manages, and each Portfolio Manager’s ownership of Shares.

## **HOW TO BUY AND SELL SHARES**

Each Fund issues and redeems Shares only in Creation Units at the NAV per share next determined after receipt of an order from an AP. Only APs may acquire Shares directly from a Fund, and only APs may tender their Shares for redemption directly to a Fund, at NAV. APs must be a member or participant of a clearing agency registered with the SEC and must execute a Participant Agreement that has been agreed to by the Distributor (defined below), and that has been accepted by a Fund’s transfer agent, with respect to purchases and redemptions of Creation Units. Once created, Shares trade in the secondary market in quantities less than a Creation Unit.

Most investors buy and sell Shares in secondary market transactions through brokers. Individual Shares are listed for trading on the secondary market on the Exchange and can be bought and sold throughout the trading day like other publicly traded securities.

When buying or selling Shares through a broker, you will incur customary brokerage commissions and charges, and you may pay some or all of the spread between the bid and the offer price in the secondary market on each leg of a round trip (purchase and sale) transaction. In addition, because secondary market transactions occur at market prices, you may pay more than NAV when you buy Shares, and receive less than NAV when you sell those Shares.

### **Book Entry**

Shares are held in book-entry form, which means that no stock certificates are issued. Depository Trust Company (“DTC”) or its nominee is the record owner of all outstanding Shares.

Investors owning Shares are beneficial owners as shown on the records of DTC or its participants. DTC serves as the securities depository for all Shares. DTC’s participants include securities brokers and dealers, banks, trust companies, clearing corporations and other institutions that directly or indirectly maintain a custodial relationship with DTC. As a beneficial owner of Shares, you are not entitled to receive physical delivery of stock certificates or to have Shares registered in your name, and you are not considered a registered owner of Shares. Therefore, to exercise any right as an owner of Shares, you must rely upon the procedures of DTC and its participants. These procedures are the same as those that apply to any other securities that you hold in book-entry or “street name” through your brokerage account.

### **Frequent Purchases and Redemptions of Shares**

None of the Funds imposes any restrictions on the frequency of purchases and redemptions of Shares. In determining not to approve a written, established policy, the Board evaluated the risks of market timing activities by a Fund’s shareholders. Purchases and redemptions by APs, who are the only parties that may purchase or redeem Shares directly with a Fund, are an essential part of the ETF process and help keep Share trading prices in line with a Fund’s NAV. As such, the Funds accommodate frequent purchases and redemptions by APs. However, the Board has also determined that frequent purchases and redemptions for cash may increase tracking error and portfolio transaction costs and may lead to the realization of capital gains. To minimize these potential consequences of frequent purchases and redemptions, each Fund employs fair value pricing and may impose transaction fees on purchases and redemptions of Creation Units to cover the custodial and other costs incurred by such Fund in effecting trades. In addition, the Funds and the Adviser reserve the right to reject any purchase order at any time.

## **Determination of Net Asset Value**

Each Fund's NAV is calculated as of the scheduled close of regular trading on the New York Stock Exchange ("NYSE"), generally 4:00 p.m. Eastern Time, each day the NYSE is open for business. The NAV for the Funds is calculated by dividing such Fund's net assets by its Shares outstanding.

In calculating its NAV, each Fund generally values its assets on the basis of market quotations, last sale prices, or estimates of value furnished by a pricing service or brokers who make markets in such instruments. If such information is not available for a security or other asset held by a Fund or is determined to be unreliable, the security or other asset will be valued at fair value estimates under guidelines established by the Trust and the Adviser (as described below).

## **Fair Value Pricing**

Consistent with Rule 2a-5 under the 1940 Act, the Trust and the Adviser have adopted procedures and methodologies wherein the Adviser, serving as the Funds' Valuation Designee (as defined in Rule 2a-5), determines the fair value of Fund investments whose market prices are not "readily available" or are deemed to be unreliable. For example, such circumstances may arise when: (i) an investment has been delisted or has had its trading halted or suspended; (ii) an investment's primary pricing source is unable or unwilling to provide a price; (iii) an investment's primary trading market is closed during regular market hours; or (iv) an investment's value is materially affected by events occurring after the close of the investment's primary trading market. Generally, when fair valuing an investment, the Valuation Designee will take into account all reasonably available information that may be relevant to a particular valuation including, but not limited to, fundamental analytical data regarding the issuer, information relating to the issuer's business, recent trades or offers of the investment, general and/or specific market conditions, and the specific facts giving rise to the need to fair value the investment. Fair value determinations are made in good faith and in accordance with the Adviser's fair value methodologies, subject to oversight by the Board. Due to the subjective and variable nature of fair value pricing, there can be no assurance that the Adviser or Sub-Adviser will be able to obtain the fair value assigned to the investment upon the sale of such investment.

## **Investments by Other Registered Investment Companies in the Funds**

Section 12(d)(1) of the 1940 Act restricts investments by registered investment companies in the securities of other investment companies, including Shares. Registered investment companies are permitted to invest in a Fund beyond the limits set forth in Section 12(d)(1), subject to certain terms and conditions set forth by rule under the 1940 Act, including that such investment companies enter into an agreement with such Fund.

## **Delivery of Shareholder Documents – Householding**

Householding is an option available to certain investors of the Funds. Householding is a method of delivery, based on the preference of the individual investor, in which a single copy of certain shareholder documents can be delivered to investors who share the same address, even if their accounts are registered under different names. Householding for the Funds is available through certain broker-dealers. If you are interested in enrolling in householding and receiving a single copy of prospectuses and other shareholder documents, please contact your broker-dealer. If you are currently enrolled in householding and wish to change your householding status, please contact your broker-dealer.

## **DIVIDENDS, DISTRIBUTIONS, AND TAXES**

### **Dividends and Distributions**

The Funds intend to pay out dividends and interest income, if any, annually, and distribute any net realized capital gains to its shareholders at least annually. The Funds will declare and pay income and capital gain distributions, if any, in cash. Distributions in cash may be reinvested automatically in additional whole Shares only if the broker through whom you purchased Shares makes such option available. Your broker is responsible for distributing the income and capital gain distributions to you.

### **Taxes**

The following discussion is a summary of some important U.S. federal income tax considerations generally applicable to investments in the Funds. Your investment in a Fund may have other tax implications. Please consult your tax advisor about the tax consequences of an investment in Shares, including the possible application of foreign, state, and local tax laws.

Each Fund intends to qualify each year for treatment as a regulated investment company (a "RIC") under the Internal Revenue Code of 1986, as amended (the "Code"). If it meets certain minimum distribution requirements, a RIC is not subject to tax at the fund level on income and gains from investments that are timely distributed to shareholders. However, a Fund's failure to qualify as a RIC or to meet minimum distribution requirements would result (if certain relief provisions were not available) in fund-level taxation and, consequently, a reduction in income available for distribution to shareholders.

Unless your investment in Shares is made through a tax-exempt entity or tax-advantaged account, such as an IRA plan, you need to be aware of the possible tax consequences when a Fund makes distributions, when you sell your Shares listed on the Exchange, and when you purchase or redeem Creation Units (institutional investors only).

The following general discussion of certain U.S. federal income tax consequences is based on provisions of the Code and the regulations issued thereunder as in effect on the date of this Prospectus. New legislation, as well as administrative changes or court decisions, may significantly change the conclusions expressed herein, and may have a retroactive effect with respect to the transactions contemplated herein.

### **Taxes on Distributions**

For federal income tax purposes, distributions of net investment income are generally taxable to shareholders as ordinary income or qualified dividend income. Taxes on distributions of net capital gains (if any) are determined by how long a Fund owned the investments that generated them, rather than how long a shareholder has owned their Shares. Sales of assets held by a Fund for more than one year generally result in long-term capital gains and losses, and sales of assets held by a Fund for one year or less generally result in short-term capital gains and losses. Distributions of a Fund's net capital gain (the excess of net long-term capital gains over net short-term capital losses) that are reported by a Fund as capital gain dividends ("Capital Gain Dividends") will be taxable as long-term capital gains to shareholders. Distributions of short-term capital gains to shareholders will generally be taxable to shareholders as ordinary income. Dividends and distributions are generally taxable to you whether you receive them in cash or reinvest them in additional Shares.

Distributions reported by a Fund as "qualified dividend income" are generally taxed to non-corporate shareholders at rates applicable to long-term capital gains, provided certain holding period and other requirements are met. "Qualified dividend income" generally is income derived from dividends paid by U.S. corporations or certain foreign corporations that are either incorporated in a U.S. possession or eligible for tax benefits under certain U.S. income tax treaties. In addition, dividends that a Fund receives in respect of stock of certain foreign corporations may be qualified dividend income if that stock is readily tradable on an established U.S. securities market. Corporate shareholders may be entitled to a dividends-received deduction for the portion of dividends they receive from a Fund that are attributable to dividends received by a Fund from U.S. corporations, subject to certain limitations.

Shortly after the close of each calendar year, you will be informed of the character of any distributions received from a Fund.

In addition to the federal income tax, certain individuals, trusts, and estates may be subject to a Net Investment Income ("NII") tax of 3.8%. The NII tax is imposed on the lesser of: (i) a taxpayer's investment income, net of deductions properly allocable to such income; or (ii) the amount by which such taxpayer's modified adjusted gross income exceeds certain thresholds (\$250,000 for married individuals filing jointly, \$200,000 for unmarried individuals and \$125,000 for married individuals filing separately). A Fund's distributions are includable in a shareholder's investment income for purposes of this NII tax. In addition, any capital gain realized by a shareholder upon a sale or redemption of Fund shares is includable in such shareholder's investment income for purposes of this NII tax.

In general, your distributions are subject to federal income tax for the year in which they are paid. Certain distributions paid in January, however, may be treated as paid on December 31 of the prior year.

Distributions are generally taxable to you even if they are paid from income or gains earned by a Fund before your investment (and thus were included in the Shares' NAV when you purchased your Shares).

You may wish to avoid investing in a Fund shortly before a dividend or other distribution, because such a distribution will generally be taxable to you even though it may economically represent a return of a portion of your investment.

If you are neither a resident nor a citizen of the United States or if you are a foreign entity, distributions (other than Capital Gain Dividends) paid to you by a Fund will generally be subject to a U.S. withholding tax at the rate of 30%, unless a lower treaty rate applies. A Fund may, under certain circumstances, report all or a portion of a dividend as an "interest-related dividend" or a "short-term capital gain dividend," which would generally be exempt from this 30% U.S. withholding tax, provided certain other requirements are met.

Under the Foreign Account Tax Compliance Act ("FATCA"), a Fund may be required to withhold a generally nonrefundable 30% tax on (i) distributions of investment company taxable income and (ii) distributions of net capital gain and the gross proceeds of a sale or redemption of Fund shares paid to (A) certain "foreign financial institutions" unless such foreign financial institution agrees to verify, monitor, and report to the Internal Revenue Service ("IRS") the identity of certain of its account-holders, among other items (or unless such entity is otherwise deemed compliant under the terms of an intergovernmental agreement between the United States and the foreign financial institution's country of residence), and (B) certain "non-financial foreign entities" unless such entity certifies to a Fund that it does not have any substantial U.S. owners or provides the name, address, and taxpayer identification number of each substantial U.S. owner, among other items. In December 2018, the IRS and Treasury Department released proposed Treasury Regulations that would eliminate FATCA withholding on Fund distributions of net capital gain and the gross proceeds from a sale or redemption of Fund shares. Although taxpayers are entitled to rely on these proposed Treasury Regulations until final Treasury Regulations are issued, these proposed Treasury Regulations have not been finalized, may not be finalized in their proposed form, and are potentially subject to change. This FATCA withholding tax could also affect a Fund's return on its investments in foreign securities or affect a shareholder's

return if the shareholder holds its Fund shares through a foreign intermediary. You are urged to consult your tax adviser regarding the application of this FATCA withholding tax to your investment in a Fund and the potential certification, compliance, due diligence, reporting, and withholding obligations to which you may become subject in order to avoid this withholding tax.

A Fund (or a financial intermediary, such as a broker, through which a shareholder owns Shares) generally is required to withhold and remit to the U.S. Treasury a percentage of the taxable distributions and sale or redemption proceeds paid to any shareholder who fails to properly furnish a correct taxpayer identification number, who has underreported dividend or interest income, or who fails to certify that they are not subject to such withholding.

### **Taxes When Shares are Sold on the Exchange**

Any capital gain or loss realized upon a sale of Shares generally is treated as a long-term capital gain or loss if Shares have been held for more than one year and as a short-term capital gain or loss if Shares have been held for one year or less. However, any capital loss on a sale of Shares held for six months or less is treated as long-term capital loss to the extent of Capital Gain Dividends paid with respect to such Shares. Any loss realized on a sale will be disallowed to the extent Shares are acquired, including through reinvestment of dividends, within a 61-day period beginning 30 days before and ending 30 days after the sale of substantially identical Shares.

### **Taxes on Purchases and Redemptions of Creation Units**

An AP having the U.S. dollar as its functional currency for U.S. federal income tax purposes who exchanges securities for Creation Units generally recognizes a gain or a loss. The gain or loss will be equal to the difference between the value of the Creation Units at the time of the exchange and the exchanging AP's aggregate basis in the securities delivered plus the amount of any cash paid for the Creation Units. An AP who exchanges Creation Units for securities will generally recognize a gain or loss equal to the difference between the exchanging AP's basis in the Creation Units and the aggregate U.S. dollar market value of the securities received, plus any cash received for such Creation Units. The IRS may assert, however, that a loss that is realized upon an exchange of securities for Creation Units may not be currently deducted under the rules governing "wash sales" (for an AP who does not mark-to-market their holdings) or on the basis that there has been no significant change in economic position. Persons exchanging securities should consult their own tax advisor with respect to whether wash sale rules apply and when a loss might be deductible.

Any capital gain or loss realized upon redemption of Creation Units is generally treated as long-term capital gain or loss if Shares comprising the Creation Units have been held for more than one year and as a short-term capital gain or loss if such Shares have been held for one year or less.

The Funds may include a payment of cash in addition to, or in place of, the delivery of a basket of securities upon the redemption of Creation Units. The Funds may sell portfolio securities to obtain the cash needed to distribute redemption proceeds. This may cause the Funds to recognize investment income and/or capital gains or losses that it might not have recognized if it had completely satisfied the redemption in-kind. As a result, a Fund may be less tax efficient if it includes such a cash payment in the proceeds paid upon the redemption of Creation Units.

*The foregoing discussion summarizes some of the possible consequences under current federal tax law of an investment in the Funds. It is not a substitute for personal tax advice. You also may be subject to foreign, state, and local tax on Fund distributions and sales of Shares. Consult your personal tax advisor about the potential tax consequences of an investment in Shares under all applicable tax laws. For more information, please see the section entitled "Federal Income Taxes" in the SAI.*

### **DISTRIBUTION**

Forside Fund Services, LLC (the "Distributor"), the Funds' distributor, is a broker-dealer registered with the SEC. The Distributor distributes Creation Units for the Funds on an agency basis and does not maintain a secondary market in Shares. The Distributor has no role in determining the policies of the Funds or the securities that are purchased or sold by the Funds. The Distributor's principal address is Three Canal Plaza, Suite 100, Portland, Maine 04101.

The Board has adopted a Distribution (Rule 12b-1) Plan (the "Plan") pursuant to Rule 12b-1 under the 1940 Act. In accordance with the Plan, each Fund is authorized to pay an amount up to 0.25% of its average daily net assets each year to pay distribution fees for the sale and distribution of its Shares.

No Rule 12b-1 fees are currently paid by the Funds, and there are no plans to impose these fees. However, in the event Rule 12b-1 fees are charged in the future, because the fees are paid out of assets of the respective Fund on an ongoing basis, over time these fees will increase the cost of your investment and may cost you more than certain other types of sales charges.

### **PREMIUM/DISCOUNT INFORMATION**

Information regarding how often Shares of a Fund traded on the Exchange at a price above (i.e., at a premium) or below (i.e., at a discount) the NAV of the applicable Fund can be found on the Funds' website at [www.GothamETFs.com](http://www.GothamETFs.com).

## **ADDITIONAL NOTICES**

Shares are not sponsored, endorsed, or promoted by the Exchange. The Exchange is not responsible for, nor has it participated in the determination of, the timing, prices, or quantities of Shares to be issued, nor in the determination or calculation of the equation by which Shares are redeemable. The Exchange has no obligation or liability to owners of Shares in connection with the administration, marketing, or trading of Shares.

Without limiting any of the foregoing, in no event shall the Exchange have any liability for any lost profits or indirect, punitive, special, or consequential damages even if notified of the possibility thereof.

The Adviser, the Sub-Adviser, and each Fund make no representation or warranty, express or implied, to the owners of Shares or any member of the public regarding the advisability of investing in securities generally or in the Funds particularly.

Delaware law permits the governing documents of a statutory trust to expand, restrict or eliminate the fiduciary duties that trustees, shareholders or other persons might otherwise be subject to, and replace them with the standards set forth in the Trust's governing documents.

The Trust's Declaration of Trust provides that the Trustees shall not be subject to fiduciary duties except as set forth in the Declaration of Trust. The foregoing relates specifically to Delaware laws. Nothing in the Declaration of Trust modifying, restricting or eliminating the duties or liabilities of trustees shall apply to, or in any way limit, the duties (including state law fiduciary duties of loyalty and care) or liabilities of such persons with respect to matters arising under the federal securities laws.

## **FINANCIAL HIGHLIGHTS**

The Financial Highlights tables are intended to help you understand each Fund's financial performance for the periods indicated. The financial performance presented for the Short Strategies ETF is that of the Predecessor Fund. Certain information reflects financial results for a single Fund share. The total return in the table represents the rate that an investor would have earned or lost on an investment in a Fund (assuming reinvestment of all dividends and distributions). Except for the information for the Short Strategies ETF, this information has been audited by Tait, Weller & Baker LLP, the Funds' independent registered public accounting firm, whose report, along with each Fund's financial statements, is included in the Funds' annual report, which is available upon request. The information for the Short Strategies ETF has been audited by PricewaterhouseCoopers LLP, the independent registered public accounting firm for the Predecessor Fund, whose report, along with the Predecessor Fund's financial statements, are included in the Predecessor Fund's annual report, which is available upon request.



## Gotham Enhanced 500 ETF

	Year Ended September 30, 2023	Year Ended September 30, 2022	Period Ended September 30, 2021 <sup>(1)</sup>
Net asset value, beginning of year/period .....	\$19.68	\$23.10	\$20.00
<b>Income (Loss) from Investment Operations:</b>			
Net investment income (loss) <sup>(2)</sup> .....	0.30	0.28	0.19
Net realized and unrealized gain (loss) on investments <sup>(3)</sup> .....	<u>4.00</u>	<u>(3.64)</u>	<u>2.91</u>
Total from investment operations .....	<u>4.30</u>	<u>(3.36)</u>	<u>3.10</u>
<b>Less Distributions:</b>			
From net investment income .....	<u>(0.26)</u>	<u>(0.06)</u>	<u>—</u>
Total distributions .....	<u>(0.26)</u>	<u>(0.06)</u>	<u>—</u>
Net asset value, end of year/period .....	<u>\$23.72</u>	<u>\$19.68</u>	<u>\$23.10</u>
Total Return <sup>(5)</sup> .....	22.01%	(14.62)%	15.53% <sup>(4)</sup>
<b>Ratios/ Supplemental Data:</b>			
Net assets, end of period/year (millions) .....	\$293.5	\$262.3	\$87.8
Portfolio turnover rate <sup>(6)</sup> .....	134%	59%	36% <sup>(4)</sup>
Ratio of expenses to average net assets .....			
Before management fees waived .....	0.65%	0.65%	0.65% <sup>(7)</sup>
After management fees waived .....	0.50%	0.50%	0.50% <sup>(7)</sup>
Ratio of net investment income (loss) to average net assets .....			
Before management fees waived .....	1.17%	1.05%	0.92% <sup>(7)</sup>
After management fees waived .....	1.32%	1.20%	1.07% <sup>(7)</sup>

<sup>(1)</sup>The Fund commenced operations on December 28, 2020. The information presented is from December 28, 2020 to September 30, 2021.

<sup>(2)</sup>Calculated using average shares outstanding method.

<sup>(3)</sup>Net realized and unrealized gain (loss) per share in the caption are balancing amounts necessary to reconcile the change in the net asset value per share for the period, and may not reconcile with the aggregate gain (loss) in the Statement of Operations due to share transactions for the period.

<sup>(4)</sup>Not annualized.

<sup>(5)</sup>The total return is based on the Fund's net asset value.

<sup>(6)</sup>Excludes the impact of in-kind transactions.

<sup>(7)</sup>Annualized.

# Gotham 1000 Value ETF

## FINANCIAL HIGHLIGHTS

	Year Ended September 30, 2023	Period Ended September 30, 2022 <sup>(1)</sup>
Net asset value, beginning of year/period .....	\$16.68	\$20.00
<b>Income (Loss) from Investment Operations:</b>		
Net investment income (loss) <sup>(2)</sup> .....	0.35	0.13
Net realized and unrealized gain (loss) on investments <sup>(3)</sup> .....	<u>3.20</u>	<u>(3.45)</u>
Total from investment operations .....	<u>3.55</u>	<u>(3.32)</u>
<b>Less Distributions:</b>		
From net investment income .....	<u>(0.18)</u>	<u>—</u>
Total distributions .....	<u>(0.18)</u>	<u>—</u>
Net asset value, end of year/period .....	<u>\$20.05</u>	<u>\$16.68</u>
<b>Total Return<sup>(5)</sup></b> .....	21.37%	(16.58)% <sup>(4)</sup>
<b>Ratios/ Supplemental Data:</b>		
Net assets, end of period (millions) .....	\$136.4	\$33.4
Portfolio turnover rate <sup>(6)</sup> .....	155%	52% <sup>(4)</sup>
Ratio of expenses to average net assets .....		
Before management fees waived .....	0.65%	0.65% <sup>(7)</sup>
After management fees waived .....	0.50%	0.50% <sup>(7)</sup>
Ratio of net investment income (loss) to average net assets .....		
Before management fees waived .....	1.63%	2.07% <sup>(7)</sup>
After management fees waived .....	1.78%	2.22% <sup>(7)</sup>

<sup>(1)</sup>The Fund commenced operations on June 7, 2022. The information presented is from June 7, 2022 to September 30, 2022.

<sup>(2)</sup>Calculated using average shares outstanding method.

<sup>(3)</sup>Net realized and unrealized gain (loss) per share in the caption are balancing amounts necessary to reconcile the change in the net asset value per share for the period, and may not reconcile with the aggregate gain (loss) in the Statement of Operations due to share transactions for the period.

<sup>(4)</sup>Not annualized.

<sup>(5)</sup>The total return is based on the Fund's net asset value.

<sup>(6)</sup>Excludes the impact of in-kind transactions.

<sup>(7)</sup>Annualized.

# Gotham Short Strategies ETF

## FINANCIAL HIGHLIGHTS

	For the Year Ended September 30, 2023	For the Year Ended September 30, 2022	For the Year Ended September 30, 2021	For the Year Ended September 30, 2020	For the Year Ended September 30, 2019
<b>Per Share Operating Performance</b>					
Net asset value, beginning of year	\$ 9.02	\$ 5.90	\$ 7.42	\$ 8.78	\$ 9.05
Net investment income/(loss) <sup>(1)</sup>	0.00 <sup>(2)</sup>	0.01	(0.02)	0.01	0.03
Net realized and unrealized gain/(loss) on investments	(0.72)	3.22	(1.50)	(1.35)	(0.09)
Total from investment operations	(0.72)	3.23	(1.52)	(1.34)	(0.06)
Dividends and distributions to shareholders from:					
Net investment income	—	(0.12)	(0.00) <sup>(3)</sup>	(0.02)	—
Net realized capital gains	—	—	—	—	(0.21)
Return of capital	—	—	—	(0.00) <sup>(3)</sup>	—
Total dividends and distributions to shareholders	—	(0.12)	(0.00) <sup>(3)</sup>	(0.02)	(0.21)
Redemption fees	0.00 <sup>(2)</sup>	0.01	0.00 <sup>(2)</sup>	0.00 <sup>(2)</sup>	0.00 <sup>(2)</sup>
Net asset value, end of year	\$ 8.30	\$ 9.02	\$ 5.90	\$ 7.42	\$ 8.78
Total investment return <sup>(4)</sup>	(7.98)%	55.96%	(20.47)%	(15.27)%	(0.81)%
<b>Ratios/Supplemental Data</b>					
Net assets, end of year (in 000s)	\$ 19,125	\$ 18,739	\$ 1,520	\$ 37,619	\$ 32,076
Ratio of expenses to average net assets with waivers, and/or reimbursements, if any	1.35%	1.35%	1.35%	1.35%	1.35%
Ratio of expenses to average net assets without waivers and/or reimbursements, if any <sup>(5)</sup>	2.23%	3.52%	2.92%	1.88%	2.20%
Ratio of net investment income/(loss) to average net assets	0.05%	0.09%	(0.25)%	0.12%	0.39%
Portfolio turnover rate	670%	717%	459%	692%	616%

(1) The selected per share data was calculated using the average shares outstanding method for the year.

(2) Amount is less than \$0.005 per share.

(3) Amount is less than \$(0.005) per share.

(4) Total investment return is calculated assuming a purchase of shares on the first day and a sale of shares on the last day of each period reported and includes reinvestments of dividends and distributions, if any. Total returns for periods less than one year are not annualized.

(5) During the period, certain fees were reduced. If such fee reductions had not occurred, the ratios would have been as shown.

**Gotham Enhanced 500 ETF**

**Gotham 1000 Value ETF**

**Gotham Short Strategies ETF**

<b>Adviser</b>	<b>Tidal Investments LLC</b> 234 West Florida Street, Suite 203 Milwaukee, Wisconsin 53204	<b>Administrator</b>	<b>Tidal ETF Services LLC</b> 234 West Florida Street, Suite 203 Milwaukee, Wisconsin 53204
<b>Sub-Adviser</b>	<b>Gotham Asset Management, LLC</b> 825 Third Avenue, Suite 1750 New York, New York 10022	<b>Sub-Administrator, Fund Accountant, and Transfer Agent</b>	<b>U.S. Bancorp Fund Services, LLC, doing business as U.S. Bank Global Fund Services</b> 615 East Michigan Street Milwaukee, Wisconsin 53202
<b>Distributor</b>	<b>Foreside Fund Services, LLC</b> Three Canal Plaza, Suite 100 Portland, Maine 04101	<b>Custodian</b>	<b>U.S. Bank National Association</b> 1555 N. Rivercenter Dr. Milwaukee, Wisconsin 53212
<b>Legal Counsel</b>	<b>Godfrey &amp; Kahn, S.C.</b> 833 East Michigan Street, Suite 1800 Milwaukee, Wisconsin 53202	<b>Independent Registered Public Accounting Firm</b>	<b>Tait, Weller &amp; Baker LLP</b> Two Liberty Place 50 S. 16th Street, 29th Floor Philadelphia, Pennsylvania 19102

Investors may find more information about the Funds in the following documents:

**Statement of Additional Information:** The Funds' SAI provides additional details about the investments of the Funds and certain other additional information. A current SAI dated January 28, 2024, as supplemented from time to time, is on file with the SEC and is herein incorporated by reference into this Prospectus. It is legally considered a part of this Prospectus.

**Annual/Semi-Annual Reports:** Additional information about each Fund's investments is available in the Funds' annual and semi-annual reports to shareholders. In the annual report you will find a discussion of the market conditions and investment strategies that significantly affected each Fund's performance during the Funds' prior fiscal year.

You can obtain free copies of these documents, request other information or make general inquiries about the Funds by contacting the Funds at Gotham ETFs, c/o U.S. Bank Global Fund Services, P.O. Box 701, Milwaukee, Wisconsin 53201-0701 or calling 855-998-4779.

Shareholder reports, the Funds' current Prospectus and SAI and other information about the Funds are also available:

- Free of charge from the SEC's EDGAR database on the SEC's website at <http://www.sec.gov>; or
- Free of charge from the Funds' Internet website at [www.GothamETFs.com](http://www.GothamETFs.com); or
- For a duplicating fee, by e-mail request to [publicinfo@sec.gov](mailto:publicinfo@sec.gov).

(SEC Investment Company Act File No. 811-23377)